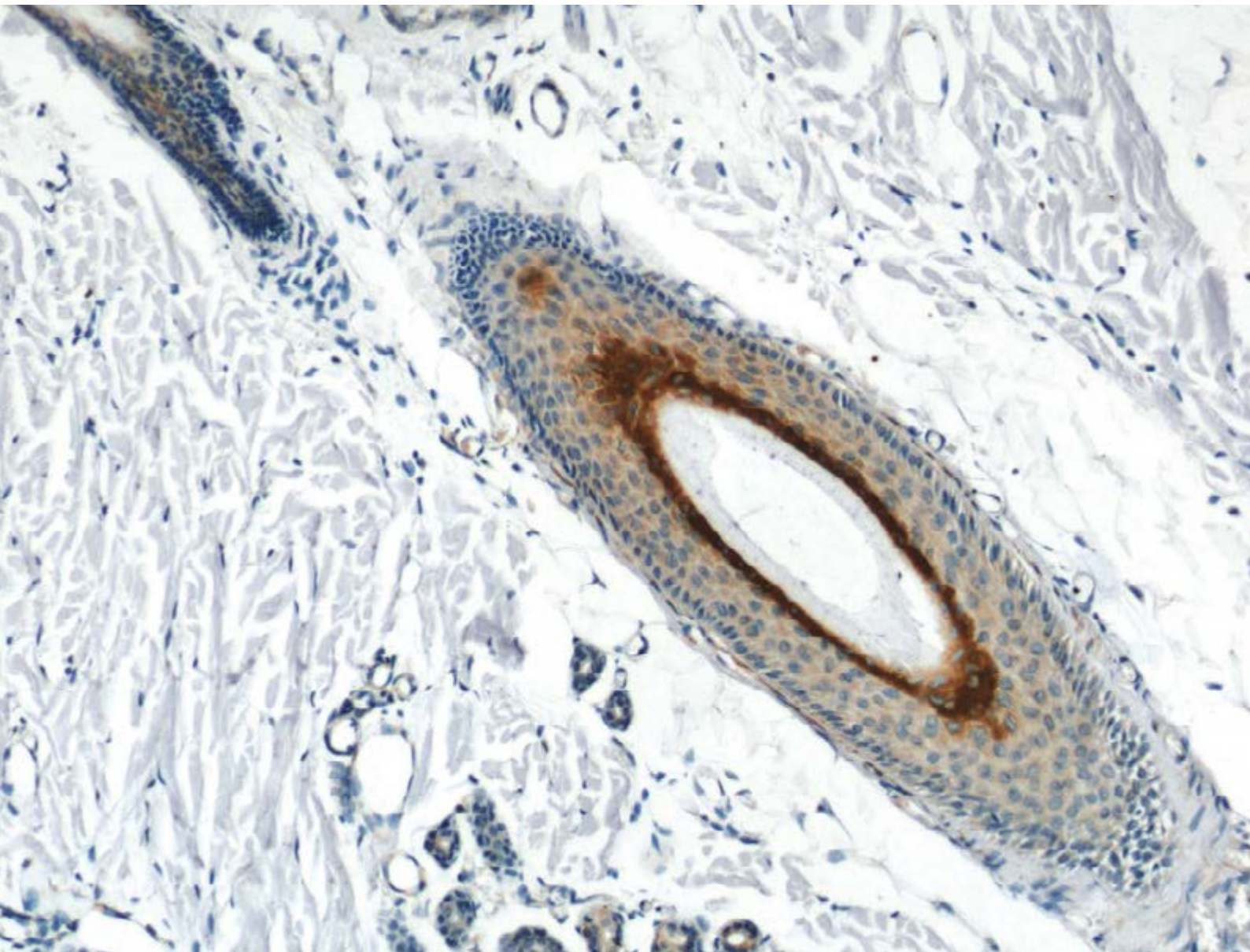


ANTIBODIES FOR CELL BIOLOGY

CELL DIVISION & PROLIFERATION

www.ptglab.com



Front Cover:

Immunohistochemistry of paraffin-embedded human skin tissue slide using Involucrin Antibody (55328-1-AP) at a dilution of 1:50 (10x objective).

WELCOME

Foreword

Cell division and proliferation are processes essential to life; they are processes that underpin growth and development and tissue maintenance. Cell division is the process by which cells must partition their DNA and cell contents appropriately into new daughter cells. This intricate mechanism enables cell proliferation, which must be tightly regulated in balance with cell loss through apoptosis or necrosis. These two processes can go wrong, leading to pathological proliferation, and in so doing form the basis of neoplastic disease.

Throughout this catalog you will find hundreds of Proteintech® antibodies relevant to cell division and proliferation. They cover mitosis and meiosis, DNA replication, transcription and translation, as well as protein expression, folding and trafficking and nutrient sensing and metabolism. There are also antibodies against cell cycle control proteins featured; for instance you will find a poster dedicated to BRCA signaling, a pathway deregulated in many cancers.

The processes of cell division and proliferation require a wealth of proteins, as demonstrated by the long list of components above; if you cannot identify an antibody for your target protein in these pages, please visit our website at ptglab.com to search our full catalog of over 10,000 pre-made antibodies. We're confident you will find the antibody you're looking for.

What's Inside

6-7

Focus Articles

- S100A11 Plays A Dual Role In Cell Growth And Proliferation In Epidermal Keratinocytes
- The Role Of Lamin A/C In Upholding Nuclear Integrity
- Normal Brain Size Requires Precise Control Of Neural Stem Cell Division: A Role For MAGOH?

8

BRCA Pathway

9-19

Antibodies:

15 Lipoxxygenase 2 → JTV1

20-21

Cell Fraction & Organelle Markers

22-33

Antibodies:

JUN → ZWINT

34

Contact Us

Please Note: All products featured in this catalog are for research use only.

©Proteintech® and the Proteintech logo are trademarks of Proteintech Group registered in the US Patent and Trademark Office.

THE BENCHMARK IN ANTIBODIES

Since the day it was founded, Proteintech has been making all of its products to the highest standards possible whilst taking complete responsibility for the quality of each product.

- Proteintech makes every single antibody in its 12,000+ catalog.
- Each Proteintech product is unique and cannot be bought under a different label.
- Antibodies are tested with siRNA treated samples to demonstrate specificity.
- It works in every single species and application or get a full money-back refund.

Proteintech has over 12,000 antibodies in its extensive catalog, all fully validated and available for next day delivery.

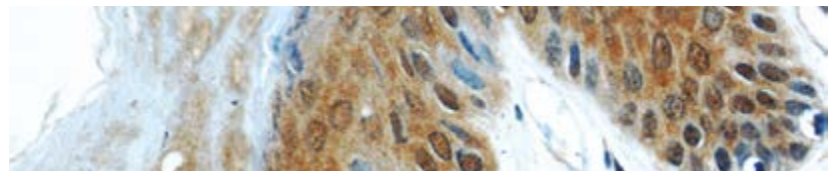


FOCUS ARTICLES

S100A11 Plays A Dual Role In Cell Growth And Proliferation In Epidermal Keratinocytes

S100A11 plays a dual role in growth regulation in human keratinocytes; it mediates Ca²⁺-induced growth inhibition as well as stimulating growth by upregulating the level of EGF family proteins. Usually, S100A11 is located in the cytoplasm but during growth inhibition S100A11 is specifically phosphorylated by PKC α before binding to nucleolin and transfer to the nucleus. Here, a functional cascade activates the cell cycle modulatory properties of p21WAF1/CIP1. The activity of p21 is typically induced by p53 and results in arrest of the cell cycle in G1 through the inhibition of CDKs. This allows repair of possible DNA damage before the next replication cycle. In cells containing only a mutated form of p53, alternative induction pathways of p21 activity occur, and its expression can be positively regulated through several p53-independent mechanisms. One of these induction mechanisms of p21 seems to be mediated by S100A11.

Expression of S100A11 is often enhanced in different types of human cancers, so how is S100A11's involvement in inhibiting growth transduction signals reconciled with this observation? Well, S100A11's signalling properties change when – rather than locating to the nucleus – it becomes secreted by the cell into the extracellular environment. Extracellular S100A11 acts on keratinocytes to enhance the production of epidermal growth factor family proteins, resulting in growth stimulation. The S100A11 growth signal possibly takes part in a positive-feedback loop as EGF accelerates its secretion and involves RAGE, NF κ B, Akt, CREB, and AP-1. [Sakaguchi M and Huh NH, *Amino Acids*. 2011;41(4):797-807].



Immunohistochemical of paraffin-embedded human skin using S100A11 antibody (60024-1-Ig) at a dilution of 1:50 (40x objective).

Antibody Name	Catalog Number	Type	Applications
S100A11	22 10237-1-AP	Rabbit Poly	CoIP, ELISA, FC, IF, IHC, IP, WB
S100A11	3 60024-1-Ig	Mouse Mono	Antibody Neutralization, ELISA, IHC, WB

00 This number shows the amount of times our antibody has been cited in a publication.

OPTIMIZE YOUR ANTIBODY EXPERIMENTS WITH PROTEINTECH

Request your free technical guide from ptglab.com.




The Role Of Lamin A/C In Upholding Nuclear Integrity

Nuclear integrity is an important factor in mitosis; if the nuclear envelope is not allowed to degrade, errors in mitosis can occur. The roles of Lamin A and C (both encoded by the LMNA gene) in nuclear integrity may provide clues to the origins of several muscular and nervous system diseases such as: Emery-Dreifuss muscular dystrophy (EDMD), limb girdle muscular dystrophy (LGMD) and Charcot-Marie-Tooth disease (CMT). These diseases are largely characterized by progressive muscle wasting and weakening, contractures of certain joints – such as the elbows and knees in EDMD and arch of the foot in CMT – and heart problems in the case of EDMD and LGMD.

LMNA mutations also feature in other diseases such as familial partial lipodystrophy – a skin condition characterized by the loss of subcutaneous fat; dilated cardiomyopathy – a condition in which the heart becomes

enlarged and weakened; and Hutchinson-Gilford progeria syndrome – the onset of aging-like processes in infancy. So how does lamin A/C play a role in such varied and different diseases?

Well the LMNA gene's products Lamins A and C are an integral component of the nuclear lamina – a dense fibrillar network structure underlying the nuclear envelope which plays an important role in the structural integrity of the nucleus and its traffic control. Lamins A and C also have a role in important cellular processes such as DNA replication and cell division. It is thought that aberrant expression of Lamin A/C causes the prior mentioned degenerative diseases by producing irregularities in nuclear shape and chromatin organization and generating peri- and intranuclear vacuoles. Such abnormalities are seen in the affected cells of individuals with the above conditions.



Immunofluorescent analysis of (-20°C Ethanol) fixed HepG2 cells using Lamin A/C Antibody (10298-1-AP) at a dilution of 1:200 and Alexa Fluor 488-conjugated AffiniPure Goat Anti-Rabbit IgG (H+L).

Antibody Name	Catalog Number	Type	Applications
Lamin A/C	10 10298-1-AP	Rabbit Poly	ELISA, FC, IF, IP, WB

00 This number shows the amount of times our antibody has been cited in a publication.

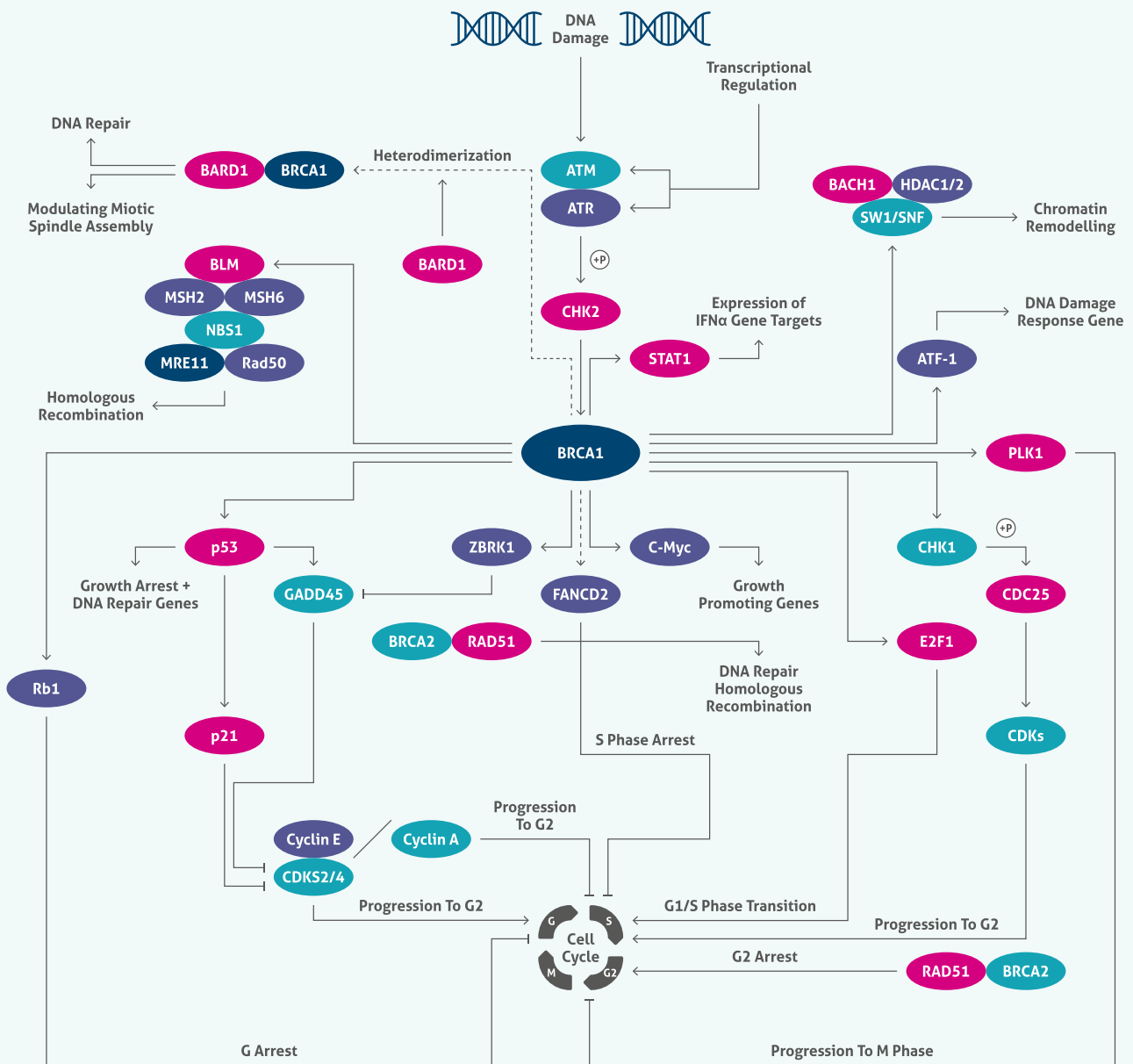
Normal Brain Size Requires Precise Control Of Neural Stem Cell Division: A Role For MAGOH?

Brain structure and size require precise division of neural stem cells (NSCs), which self-renew and generate intermediate neural progenitors (INPs) and neurons. The factors that regulate NSCs remain poorly understood, and mechanistic explanations of how aberrant NSC division causes the reduced brain size seen in microcephaly are lacking. Here we show that Magoh, a component of the exon junction complex (EJC) that binds RNA, controls mouse cerebral cortical size by regulating NSC division. Magoh, a component of the exon junction complex (EJC) that binds

RNA, controls mouse cerebral cortical size by regulating NSC division. Defective mitosis underlies these phenotypes, as depletion of EJC components disrupts mitotic spindle orientation and integrity, chromosome number and genomic stability. Utero rescue experiments showed that a key function of Magoh is to control levels of the microcephaly-associated protein Lis1 during neurogenesis. The results uncover requirements for the EJC in brain development, NSC maintenance and mitosis, thereby implicating this complex in the pathogenesis of microcephaly.

Antibody Name	Catalog Number	Type	Applications
MAGOH	4 12347-1-AP	Rabbit Poly	ELISA, IHC, IP, WB

00 This number shows the amount of times our antibody has been cited in a publication.



BRCA Pathway

Legend	
—	Association
→	Directly Activates
----->	Indirectly Activates
⊥	Inhibits
⊕P	Phosphorylates

The BRCA pathway is essential for maintaining genome integrity in multicellular organisms. It responds to DNA damage through activation of different DNA repair pathways and regulation of cell cycle checkpoint processes.

The BRCA1 (breast cancer type 1 susceptibility protein) is a central molecule in the DNA damage response. The relocation of BRCA1 to damaged DNA sites coincides with its phosphorylation via ATM, ATR, and Chk2 kinases. These kinases phosphorylate several serine sites throughout the length of the protein. Phosphorylated BRCA1 plays a role in non-homologous end joining and homology-directed repair. BRCA1 interacts with Mre11, Rad50, and the Nbs1 complex for non-homologous end joining. It works with RAD51, BRCA2 for homologous repair. BRCA1 can also form complexes with both

BACH1 and SWI/SNF to mediate homologous recombination repair and chromatin remodeling.

BRCA1 has also been linked with a number of other DNA repair processes, including mismatch repair (through interactions with the mismatch repair proteins MSH2, MSH6, and MLH1) and inter-strand crosslink repair (through the Fanconi anemia pathway, via the FA complex and FANCD2 (Fanconi Anemia subtype D2) protein). BRCA1 additionally plays a role in gene expression and cell cycle control. BRCA1 can trigger a G1 arrest that is mediated by transcriptional activation of p21. In addition to its association with p21, BRCA1 can bind to several different transcription factors, including p53, Myc, STAT1, and CtIP (CBP-Interacting Protein) promoting the expression of their respective genes.

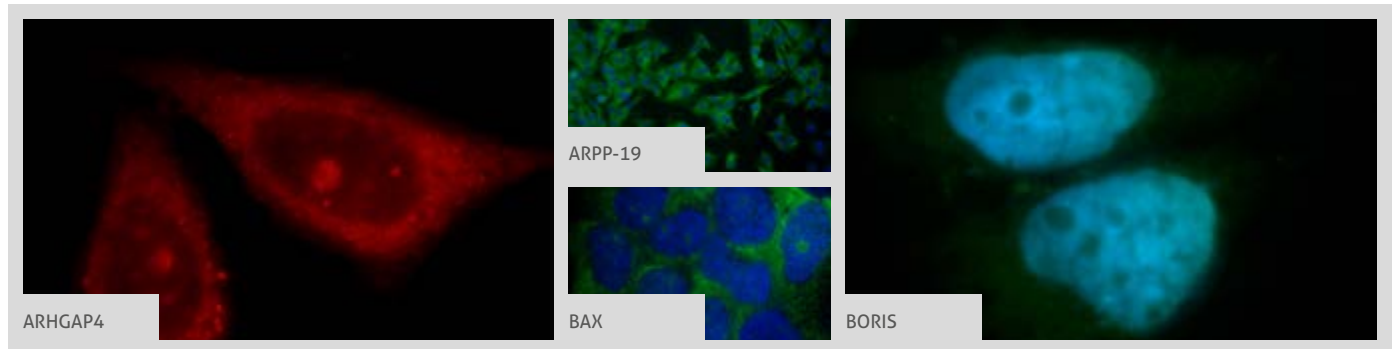
ANTIBODY PRODUCT LIST



Antibody Name	Cat. No.	Type	Applications
15 Lipoxygenase 2	13073-1-AP	Rabbit Poly	ELISA, IHC, WB
4EBP1	60246-1-Ig	Mouse Mono	ELISA, IF, IHC, WB
AAMP	21220-1-AP	Rabbit Poly	ELISA, IF, IHC, WB
ABHD5	9 12201-1-AP	Rabbit Poly	ELISA, IF, IHC, IP, WB
ACHE	17975-1-AP	Rabbit Poly	ELISA, IHC, WB
ACP1	22214-1-AP	Rabbit Poly	ELISA, IHC, WB
ACVR1C	12610-1-AP	Rabbit Poly	ELISA, WB
ACVRL1	14745-1-AP	Rabbit Poly	ELISA, FC, IHC, IP, WB
ADAM12	15 14139-1-AP	Rabbit Poly	ELISA, IF, IHC, IP, WB
Adenosine A1 Receptor	20332-1-AP	Rabbit Poly	ELISA, FC, IHC, WB
Adenosine A1 Receptor	55026-1-AP	Rabbit Poly	ELISA, IHC, WB
ADRA1A-Specific	19777-1-AP	Rabbit Poly	ELISA, FC, WB
ADRA1B	22419-1-AP	Rabbit Poly	ELISA, FC, WB
Adrenomedullin	10778-1-AP	Rabbit Poly	ELISA, IF, IHC, WB
AGFG1	12670-1-AP	Rabbit Poly	ELISA, IHC, IP, WB
AGGF1	3 11889-1-AP	Rabbit Poly	ELISA, IHC, WB
AICDA	15642-1-AP	Rabbit Poly	ELISA, WB
AIM2	2 20590-1-AP	Rabbit Poly	ELISA, IHC, WB
Ajuba	10653-1-AP	Rabbit Poly	ELISA, IHC, WB
AKT1	53 10176-2-AP	Rabbit Poly	ELISA, FC, IF, IHC, IP, WB
AKT1	51077-1-AP	Rabbit Poly	ELISA, IF, IHC, WB
AKT1	60203-1-Ig	Mouse Mono	ELISA, FC, IF, IHC, IP, WB
AKT1	60203-2-Ig	Mouse Mono	ELISA, IF, IHC, IP, WB
AKT2	2 17609-1-AP	Rabbit Poly	ELISA, IHC, IP, WB
AKT3	3 21641-1-AP	Rabbit Poly	ELISA, IHC, WB
ALDH1A2	3 13951-1-AP	Rabbit Poly	ELISA, IHC, IP, WB


Antibody Name	Cat. No.	Type	Applications
alpha N Catenin	14362-1-AP	Rabbit Poly	ELISA, IF, IP, WB
alpha Tubulin	51 11224-1-AP	Rabbit Poly	ELISA, FC, IF, IHC, IP, WB
alpha Tubulin	14555-1-AP	Rabbit Poly	ELISA, IF, IHC, WB
alpha Tubulin	22 66031-1-Ig	Mouse Mono	ELISA, FC, IF, IHC, IP, WB
alpha Tubulin	HRP-66031	Mouse Mono	ELISA, WB
ALR	6 11293-1-AP	Rabbit Poly	ELISA, IF, IHC, IP, WB
AMBRA1	13762-1-AP	Rabbit Poly	ELISA, IF, IHC, WB
AMH	14461-1-AP	Rabbit Poly	ELISA, IHC, WB
Amphiregulin	3 16036-1-AP	Rabbit Poly	ELISA, FC, IF, IHC, IP, WB
ANAPC5	14926-1-AP	Rabbit Poly	ELISA, IHC, WB
Angiopoietin 1	23302-1-AP	Rabbit Poly	ELISA, IF, WB
Angiotensinogen	3 11992-1-AP	Rabbit Poly	ELISA, FC, IHC, WB
Angiotensinogen	23972-1-AP	Rabbit Poly	ELISA, IF, IHC, WB
Angiotensinogen	60126-1-Ig	Mouse Mono	ELISA, IHC, WB
ANGPTL4	2 18374-1-AP	Rabbit Poly	ELISA, IF, IHC, IP, WB
ANKS1B	24783-1-AP	Rabbit Poly	ELISA, IF, IHC, IP, WB
Annexin A1	3 21990-1-AP	Rabbit Poly	ELISA, IF, IHC, IP, WB
Annexin A1	4 55018-1-AP	Rabbit Poly	ELISA, FC, IHC, WB
Annexin A11	10479-2-AP	Rabbit Poly	ELISA, IF, IHC, IP, WB
Annexin A13	25153-1-AP	Rabbit Poly	ELISA, IHC, WB
Annexin VII	2 10154-2-AP	Rabbit Poly	ELISA, IHC, IP, WB
AP1, JUN, P39	8 10024-2-AP	Rabbit Poly	ELISA, IF, IHC, IP, WB
APC1	21748-1-AP	Rabbit Poly	ELISA, IHC, WB
APC11	15065-1-AP	Rabbit Poly	ELISA, IHC, WB
APC2	13559-1-AP	Rabbit Poly	ELISA, IF, IHC, IP, WB
APC4	14129-1-AP	Rabbit Poly	ELISA, IHC, WB

APOLD1
→ BRN2

More validation images available on our website. 



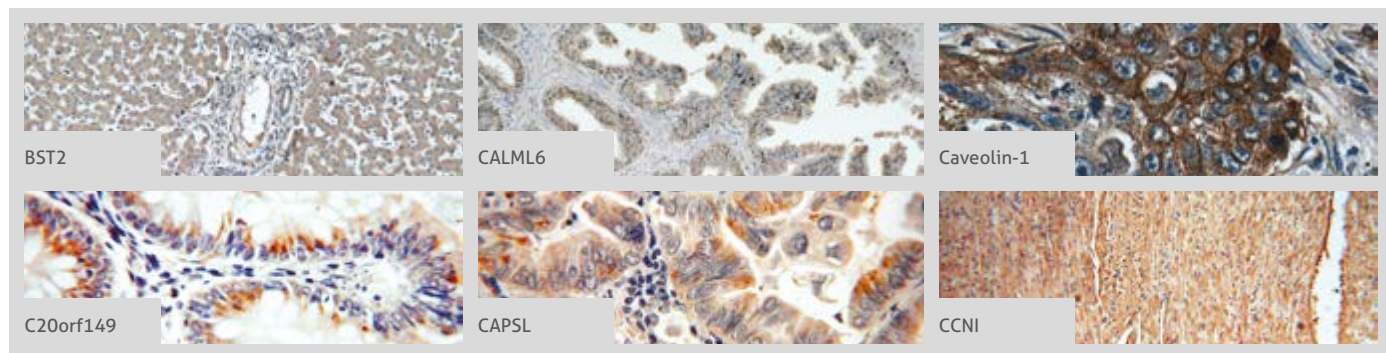
Antibody Name	Cat. No.	Type	Applications
APOLD1	24455-1-AP	Rabbit Poly	ELISA, WB
APPBP1	14863-1-AP	Rabbit Poly	ELISA, IP, WB
APPL1	2 12639-1-AP	Rabbit Poly	ELISA, IF, IHC, IP, WB
APPL1	19885-1-AP	Rabbit Poly	ELISA, IF, IHC, IP, WB
ARF6-Specific	2 20225-1-AP	Rabbit Poly	ELISA, IF, IHC, WB
ARHGAP4	 16697-1-AP	Rabbit Poly	ELISA, IF, IHC, IP, WB
ARHGEF1	2 11363-1-AP	Rabbit Poly	ELISA, IF, IHC, IP, WB
ARL2	4 10232-1-AP	Rabbit Poly	ELISA, IF, IHC, WB
ARL3	5 10961-1-AP	Rabbit Poly	ELISA, IF, IHC, IP, WB
ARL8A	17060-1-AP	Rabbit Poly	ELISA, IP, WB
ARL8B	3 13049-1-AP	Rabbit Poly	ELISA, IF, IHC, WB
ARNT, HIF1B	2 14105-1-AP	Rabbit Poly	ELISA, IF, IP, WB
ARPD2	10922-1-AP	Rabbit Poly	ELISA, IF, IHC, WB
ARPD3	2 13822-1-AP	Rabbit Poly	ELISA, IF, IP, WB
ARPP-19	 11678-1-AP	Rabbit Poly	ELISA, IF, IHC, IP, WB
ASF1B	11011-1-AP	Rabbit Poly	ELISA, IF, IHC, WB
ASF1B	22258-1-AP	Rabbit Poly	ELISA, IF, WB
ASPH	14116-1-AP	Rabbit Poly	ELISA, WB
ATOH1	21215-1-AP	Rabbit Poly	ELISA, IF, WB
ATR	3 19787-1-AP	Rabbit Poly	ELISA, WB
ATRIP	11327-1-AP	Rabbit Poly	ELISA, IP, WB
Aurora A	10297-1-AP	Rabbit Poly	ELISA, IF, IHC, WB
Aurora B	10792-1-AP	Rabbit Poly	ELISA
Aurora B	60098-1-Ig	Mouse Mono	ELISA, IHC, WB
AXIN2	20540-1-AP	Rabbit Poly	ELISA, WB
AXL	13196-1-AP	Rabbit Poly	ELISA, FC, IP, WB
AZGP1	66178-1-Ig	Mouse Mono	ELISA, IHC, WB
B23	3 10306-1-AP	Rabbit Poly	ELISA, IF, IHC, IP, WB
B23	4 60096-1-Ig	Mouse Mono	ELISA, IF, IHC, WB
BAD	8 10435-1-AP	Rabbit Poly	ELISA, IHC, WB
BANP	16393-1-AP	Rabbit Poly	ELISA, WB

Antibody Name	Cat. No.	Type	Applications
BAP1	10398-1-AP	Rabbit Poly	ELISA, WB
BAX	11 23931-1-AP	Rabbit Poly	ELISA, IHC, IP, WB
BAX	 156 50599-2-Ig	Rabbit Poly	ELISA, FC, IF, IHC, IP, WB
BAX	3 60267-1-Ig	Mouse Mono	ELISA, IF, IHC, WB
BCAT1/ECA39	13640-1-AP	Rabbit Poly	ELISA, IHC, WB
BCCIP	2 16043-1-AP	Rabbit Poly	ELISA, IF, IHC, IP, WB
BCL11B	55414-1-AP	Rabbit Poly	ELISA, IF, IP, WB
BCL2	161 12789-1-AP	Rabbit Poly	ELISA, FC, IF, IHC, IP, WB
BCL2	5 60178-1-Ig	Mouse Mono	ELISA, FC, IHC, IP, WB
BCL6	60184-1-Ig	Mouse Mono	ELISA, WB
Beclin 1	43 11306-1-AP	Rabbit Poly	ELISA, IF, IHC, IP, WB
Betacellulin	10870-1-AP	Rabbit Poly	ELISA, IF, IHC, WB
BHLHA15	25140-1-AP	Rabbit Poly	ELISA, IP, WB
BHLHE40	17895-1-AP	Rabbit Poly	ELISA, IP, WB
BHLHE41	12688-1-AP	Rabbit Poly	ELISA, IHC, IP, WB
Bile salt-activated lipase	15384-1-AP	Rabbit Poly	ELISA, IF, WB
BIN1	2 14647-1-AP	Rabbit Poly	ELISA, IHC, IP, WB
BIN3	11215-1-AP	Rabbit Poly	ELISA, IHC, IP, WB
BIN3	20186-1-AP	Rabbit Poly	ELISA, WB
BLK	10510-1-AP	Rabbit Poly	ELISA, IHC, IP, WB
BMP4	12492-1-AP	Rabbit Poly	ELISA, IHC, WB
BMP7	2 12221-1-AP	Rabbit Poly	ELISA, IF, IHC, IP, WB
B-Myb	18896-1-AP	Rabbit Poly	ELISA, IF, IP, WB
BORIS	 11074-2-AP	Rabbit Poly	ELISA, IF, IHC, WB
BORIS	60079-1-Ig	Mouse Mono	ELISA, IF, WB
BOULE	13720-1-AP	Rabbit Poly	ELISA, IHC, IP, WB
BRCA1	3 20649-1-AP	Rabbit Poly	ELISA, IHC, IP, WB
BRCA1	22362-1-AP	Rabbit Poly	ELISA, IHC, WB
BRIT1	11962-1-AP	Rabbit Poly	ELISA, IHC, WB
BRN2	14596-1-AP	Rabbit Poly	ELISA, IHC, WB

00 This number shows the amount of times our antibody has been cited in a publication.

**BRN2-Specific
CD276** ←

More validation images available on our website.

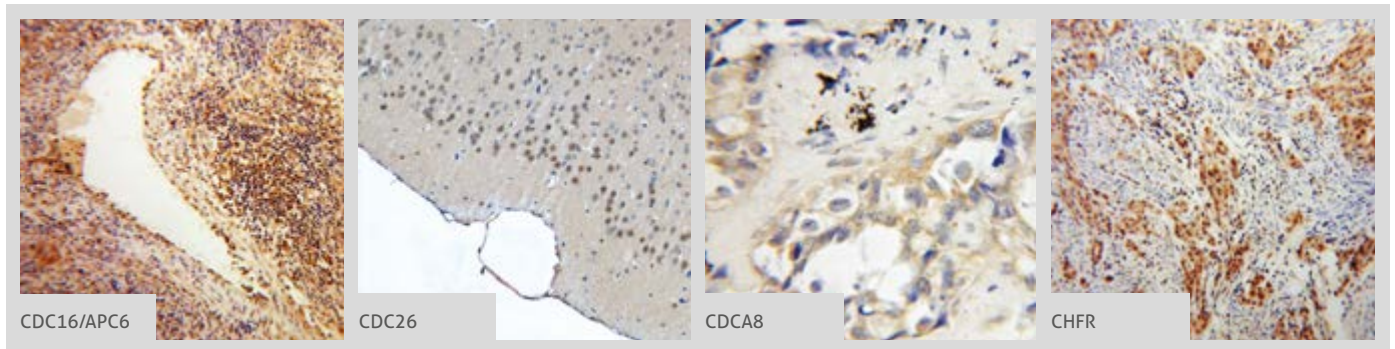




Antibody Name	Cat. No.	Type	Applications
BRN2-Specific	18998-1-AP	Rabbit Poly	ELISA, IHC, WB
BRSK2	2 11589-1-AP	Rabbit Poly	ELISA, IHC, WB
BST2	6 13560-1-AP	Rabbit Poly	ELISA, FC, IF, IHC, WB
BTG1	2 14879-1-AP	Rabbit Poly	ELISA, IHC, WB
BTG4	20514-1-AP	Rabbit Poly	ELISA, IHC, WB
BTK	21581-1-AP	Rabbit Poly	ELISA, IP, WB
BUB3	10123-2-AP	Rabbit Poly	ELISA, IF
BubR1	2 11504-2-AP	Rabbit Poly	ELISA, IF, IHC, WB
C10orf27	24424-1-AP	Rabbit Poly	ELISA, IHC, WB
C11orf51	20409-1-AP	Rabbit Poly	ELISA, IHC, WB
C12orf11	2 19892-1-AP	Rabbit Poly	ChIP, ELISA, IHC, IP, WB
C14orf94	20115-1-AP	Rabbit Poly	ELISA, IHC, WB
C20orf149	6 19912-1-AP	Rabbit Poly	ELISA, IF, IHC, WB
C22orf41	24867-1-AP	Rabbit Poly	ELISA, IHC
C6orf173	24509-1-AP	Rabbit Poly	ELISA, WB
CACNA1B	19681-1-AP	Rabbit Poly	ELISA, IHC, WB
CACNA1S	22279-1-AP	Rabbit Poly	ELISA, IHC, WB
Cadherin-13	12618-1-AP	Rabbit Poly	ELISA, FC, IHC, IP, WB
Calcyphosine	16926-1-AP	Rabbit Poly	ELISA, WB
Calicin	13972-1-AP	Rabbit Poly	ELISA, WB
CALM3	10112-1-AP	Rabbit Poly	ELISA, IF, IHC
CALM3	10541-1-AP	Rabbit Poly	ELISA, IHC, WB
CALML3	17275-1-AP	Rabbit Poly	ELISA, IF, WB
CALML5	13059-1-AP	Rabbit Poly	ELISA, IF, IHC, IP, WB
CALML6	6 22274-1-AP	Rabbit Poly	ELISA, IHC, WB
CALN1	11477-1-AP	Rabbit Poly	ELISA, IF, IHC, IP, WB
CAPRIN1	19 15112-1-AP	Rabbit Poly	ELISA, IF, IHC, IP, WB
CAPRIN2	20766-1-AP	Rabbit Poly	ELISA, IF, IP, WB
CAPSL	6 17174-1-AP	Rabbit Poly	ELISA, IHC, IP, WB
Casein Kinase 1 delta	2 14388-1-AP	Rabbit Poly	ELISA, IF, IP, WB

Antibody Name	Cat. No.	Type	Applications
Casein Kinase 1 epsilon	11230-1-AP	Rabbit Poly	ELISA, IHC, WB
Casein Kinase 2 beta	22418-1-AP	Rabbit Poly	ELISA, FC, IF, IHC, WB
Casein Kinase 2 beta-specific	20234-1-AP	Rabbit Poly	ELISA, IF, WB
Catalase	8 21260-1-AP	Rabbit Poly	ELISA, IF, IHC, WB
Catalase-Specific	19792-1-AP	Rabbit Poly	ELISA, IF, IHC, WB
Caveolin-1	5 16447-1-AP	Rabbit Poly	ELISA, IHC, IP, WB
Caveolin-1	66067-1-Ig	Mouse Mono	ELISA, IHC, WB
CBFA2T2	11336-1-AP	Rabbit Poly	ELISA, IHC, WB
CBFA2T3	17190-1-AP	Rabbit Poly	ELISA, WB
CBY1	12239-1-AP	Rabbit Poly	ELISA, IHC, IP, WB
CCDC5	11094-2-AP	Rabbit Poly	ELISA, IHC, IP, WB
CCDC85B	18282-1-AP	Rabbit Poly	ELISA, IF, IP, WB
CCDC99	24689-1-AP	Rabbit Poly	ELISA, IHC, IP, WB
CCHCR1	21869-1-AP	Rabbit Poly	ELISA, IF, IHC, WB
CCKBR-specific	16549-1-AP	Rabbit Poly	ELISA, IF, WB
CCNI	6 16357-1-AP	Rabbit Poly	ELISA, IHC, WB
CCNI2	18822-1-AP	Rabbit Poly	ELISA, IHC, WB
CCNL1	13138-1-AP	Rabbit Poly	ELISA, WB
CCNY	3 18042-1-AP	Rabbit Poly	ELISA, IF, IP, WB
CCPG1	13861-1-AP	Rabbit Poly	ELISA, IHC, IP, WB
CD13	14553-1-AP	Rabbit Poly	ELISA, FC, IHC, WB
CD134/OX40	20006-1-AP	Rabbit Poly	ELISA, FC, WB
CD138/Syndecan-1	4 10593-1-AP	Rabbit Poly	CoIP, Dot Blotting, ELISA, IF, IHC, WB
CD138/Syndecan-1	60185-1-Ig	Mouse Mono	ELISA, WB
CD138/Syndecan-1	60185-2-Ig	Mouse Mono	ELISA, IHC, WB
CD164	12083-2-AP	Rabbit Poly	ELISA, FC, IHC, WB
CD20	24828-1-AP	Rabbit Poly	ELISA, FC, IHC, IP, WB
CD20	60271-1-Ig	Mouse Mono	ELISA, FC, IHC, WB
CD276	14453-1-AP	Rabbit Poly	ELISA, FC, IHC, WB

00 This number shows the amount of times our antibody has been cited in a publication.

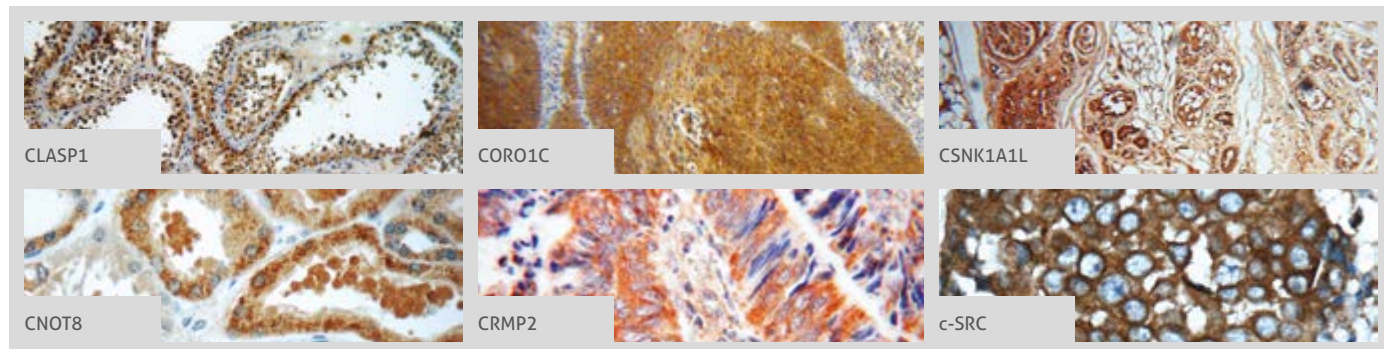
CD33
 → CHFR

 More validation images available on our website. 


Antibody Name	Cat. No.	Type	Applications
CD33	17425-1-AP	Rabbit Poly	ELISA, FC, IF, IHC, WB
CD45	2 20103-1-AP	Rabbit Poly	ELISA, FC, IHC, IP, Polymer Detection Kit, WB
CD5	17227-1-AP	Rabbit Poly	ELISA, IHC, IP, WB
CD81	2 18250-1-AP	Rabbit Poly	ELISA, FC, IHC
CD84	12566-1-AP	Rabbit Poly	ELISA, WB
CD86	13395-1-AP	Rabbit Poly	ELISA, FC, IHC, WB
CD9	20597-1-AP	Rabbit Poly	ELISA, FC, IHC, WB
CD9	60232-1-Ig	Mouse Mono	ELISA, IHC, WB
CD99	23079-1-AP	Rabbit Poly	ELISA, FC, IHC, WB
CDA1	4 12087-2-AP	Rabbit Poly	ELISA, IF, IHC, IP, WB
CDC14A	13660-1-AP	Rabbit Poly	ELISA, WB
CDC16/APC6	 14307-1-AP	Rabbit Poly	ELISA, IF, IHC, WB
Cdc20	2 10252-1-AP	Rabbit Poly	ELISA, IP, WB
CDC23	10683-1-AP	Rabbit Poly	ELISA, WB
CDC25A	55031-1-AP	Rabbit Poly	ELISA, IHC, IP, WB
CDC25B	10644-1-AP	Rabbit Poly	ELISA, IF, IHC, IP, WB
CDC25C	2 16485-1-AP	Rabbit Poly	ELISA, IP, WB
CDC26	 14125-1-AP	Rabbit Poly	ELISA, IHC, WB
CDC27; APC3	10918-1-AP	Rabbit Poly	ELISA, IF, IHC, IP, WB
CDC2L6	13761-1-AP	Rabbit Poly	ELISA, WB
CDC34	10964-2-AP	Rabbit Poly	ELISA, IHC, IP, WB
Cdc37	10218-1-AP	Rabbit Poly	ELISA, FC, IF, IHC, IP, WB
CDC37L1	16293-1-AP	Rabbit Poly	ELISA, IHC, WB
CDC42	4 10155-1-AP	Rabbit Poly	ELISA, IF, IHC, WB
CDC45L	15678-1-AP	Rabbit Poly	ELISA, FC, IF, IHC, IP, WB
CDC5L	12974-1-AP	Rabbit Poly	ELISA, IF, IP, WB
CDC6	5 11640-1-AP	Rabbit Poly	ChIP, ELISA, IF, IHC, WB
CDC6	66021-1-Ig	Mouse Mono	ELISA, IF, WB
Cdc7 Kinase	17980-1-AP	Rabbit Poly	ELISA, IF, WB
CDCA2	17701-1-AP	Rabbit Poly	ELISA, IP, WB

Antibody Name	Cat. No.	Type	Applications
CDCA4	11625-1-AP	Rabbit Poly	ELISA, WB
CDCA5	10941-1-AP	Rabbit Poly	ELISA, WB
CDCA7	2 15249-1-AP	Rabbit Poly	ELISA, IF, WB
CDCA8	 12465-1-AP	Rabbit Poly	ELISA, IHC, WB
CDK1	10762-1-AP	Rabbit Poly	ELISA, WB
CDK1-Specific	16 19532-1-AP	Rabbit Poly	ELISA, IF, IHC, WB
CDK2	17 10122-1-AP	Rabbit Poly	ELISA, FC, IF, IHC, IP, WB
CDK2AP1	13060-2-AP	Rabbit Poly	ELISA, IF, WB
CDK3	55103-1-AP	Rabbit Poly	ELISA, IHC, WB
CDK4	21 11026-1-AP	Rabbit Poly	ELISA, FC, IF, IHC, IP, WB
CDK5	10430-1-AP	Rabbit Poly	ELISA, IF, WB
CDK6	13 14052-1-AP	Rabbit Poly	ELISA, IF, IHC, IP, WB
CDK6	3 19117-1-AP	Rabbit Poly	ELISA, IP, WB
CDK8	22067-1-AP	Rabbit Poly	ELISA, IF, IHC, WB
CDK9	11705-1-AP	Rabbit Poly	ELISA, IHC, WB
CDT1	14382-1-AP	Rabbit Poly	ELISA, IF, IHC, WB
CEBPA	6 18311-1-AP	Rabbit Poly	ELISA, IP, WB
CENPC	14250-1-AP	Rabbit Poly	ELISA, IF, WB
CENPH	12841-1-AP	Rabbit Poly	ELISA, WB
CENPJ	20 11517-1-AP	Rabbit Poly	ELISA, IF, WB
CENPO	20611-1-AP	Rabbit Poly	ELISA, WB
Centrin 1	6 12794-1-AP	Rabbit Poly	ELISA, IF, WB
Centrin 2	4 15877-1-AP	Rabbit Poly	ELISA, IHC, WB
Centrin 3	15811-1-AP	Rabbit Poly	ELISA, WB
Centromere protein R	2 10743-1-AP	Rabbit Poly	ELISA, IF, IHC, IP, WB
CEP250	5 14498-1-AP	Rabbit Poly	ELISA, IF, IHC, IP, WB
CEP55	23891-1-AP	Rabbit Poly	ELISA, IHC, IP, WB
CEP63	4 16268-1-AP	Rabbit Poly	ELISA, IF, IHC, IP, WB
CHAF1A	17037-1-AP	Rabbit Poly	ELISA, IF, IHC, IP, WB
CHFR	 2 12169-1-AP	Rabbit Poly	ELISA, IHC, WB

More validation images available on our website.

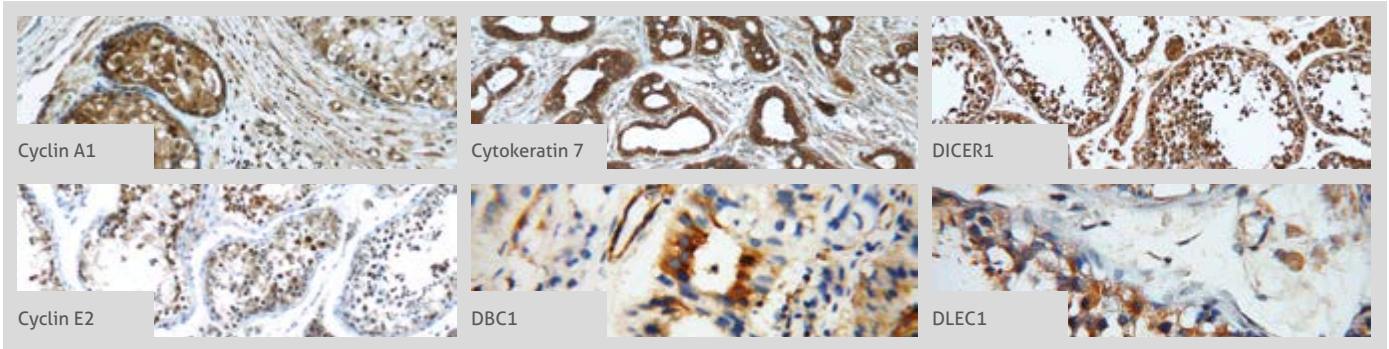


Antibody Name	Cat. No.	Type	Applications
Chk1	9 10362-1-AP	Rabbit Poly	ELISA, FC, IF, WB
Chk1	60277-1-Ig	Mouse Mono	ELISA, IHC, WB
Chk2	4 13954-1-AP	Rabbit Poly	ELISA, IF, IP, WB
CHL1	25250-1-AP	Rabbit Poly	ELISA, WB
CHMP1A	15761-1-AP	Rabbit Poly	ELISA, IF, IHC, IP, WB
CHMP1B	14639-1-AP	Rabbit Poly	ELISA, IF, IHC, IP, WB
CHRNA10	55291-1-AP	Rabbit Poly	ELISA, WB
CHTF18	13030-1-AP	Rabbit Poly	ELISA, IHC, WB
CIRBP	30 10209-2-AP	Rabbit Poly	ELISA, IF, IHC, IP, Supershift Assay, WB
CIRBP	60025-2-Ig	Mouse Mono	ELISA, IHC, WB
CIT	20033-1-AP	Rabbit Poly	ELISA, IF, WB
CKAP2	25486-1-AP	Rabbit Poly	ELISA, IF, WB
c-Kit/CD117	18696-1-AP	Rabbit Poly	ELISA, FC, IF, IHC, WB
CKS2	15616-1-AP	Rabbit Poly	ELISA, IF, WB
CLASP1	20803-1-AP	Rabbit Poly	ELISA, IF, IHC, IP, WB
CLASP2	12942-1-AP	Rabbit Poly	ELISA, IF, WB
CLIC4	12298-2-AP	Rabbit Poly	ELISA, WB
CLSPN	23206-1-AP	Rabbit Poly	ELISA, IF, IP, WB
c-Met	19971-1-AP	Rabbit Poly	ELISA, FC, IHC, WB
c-Myb	17800-1-AP	Rabbit Poly	ELISA, IP, WB
c-Myc	6 10057-1-AP	Rabbit Poly	ELISA, WB
C-MYC	22 10828-1-AP	Rabbit Poly	ELISA, IF, IHC, IP, WB
CNAP1	13382-1-AP	Rabbit Poly	ELISA, IF, IP, WB
CNOT8	10752-1-AP	Rabbit Poly	ELISA, IF, IHC, IP, WB
COL4A3BP	15191-1-AP	Rabbit Poly	ELISA, IHC, IP, WB
COP57A	16628-1-AP	Rabbit Poly	ELISA, IF, IHC, IP, WB
CORO1A	2 17760-1-AP	Rabbit Poly	ELISA, IP, WB
CORO1C	2 14749-1-AP	Rabbit Poly	ELISA, IF, IHC, IP, WB
CORO2B	13802-1-AP	Rabbit Poly	ELISA, IHC, WB
COX-1	13393-1-AP	Rabbit Poly	ELISA, IHC, WB
COX2	27 12375-1-AP	Rabbit Poly	ELISA, IF, IHC, WB

Antibody Name	Cat. No.	Type	Applications
CRB3	12315-1-AP	Rabbit Poly	ELISA
CREBL2	18007-1-AP	Rabbit Poly	ELISA, WB
CREG1	12220-1-AP	Rabbit Poly	ELISA, WB
CRMP2	14521-1-AP	Rabbit Poly	ELISA, IF, IHC, WB
CRMP2	14686-1-AP	Rabbit Poly	ELISA, IF, IHC, IP, WB
CSE1L	22219-1-AP	Rabbit Poly	ELISA, IF, IHC, IP, WB
CSH1	10178-1-AP	Rabbit Poly	ELISA, WB
CSH1	55236-1-AP	Rabbit Poly	ELISA, IHC, WB
CSH2	16326-1-AP	Rabbit Poly	ELISA, IHC, WB
CSHL1	11883-1-AP	Rabbit Poly	ELISA, IHC, WB
CSK	17720-1-AP	Rabbit Poly	ELISA, IF, IHC, IP, WB
CSK	66115-1-Ig	Mouse Mono	ELISA, IF, WB
CSN1	11709-1-AP	Rabbit Poly	ELISA, IF, IHC, WB
CSNK1A1	55192-1-AP	Rabbit Poly	ELISA, IF, WB
CSNK1A1L	17125-1-AP	Rabbit Poly	ELISA, IHC, WB
CSNK1G1	16384-1-AP	Rabbit Poly	ELISA, IHC, IP, WB
CSNK2A1	10992-1-AP	Rabbit Poly	ELISA, IF, IHC, IP, WB
CSNK2A2	10606-1-AP	Rabbit Poly	ELISA, IF, IP, WB
CSPG4, NG2	2 55027-1-AP	Rabbit Poly	ELISA, IHC, WB
c-SRC	60315-1-Ig	Mouse Mono	ELISA, IF, IHC, WB
CSRP2	10892-2-AP	Rabbit Poly	ELISA, IP, WB
CSRP3	10721-1-AP	Rabbit Poly	ELISA, IHC, IP, WB
CTBP1	10972-1-AP	Rabbit Poly	ELISA, IF, IHC, IP, WB
CTBP2	2 10346-1-AP	Rabbit Poly	ELISA, IF, IP, WB
CTCF	10915-1-AP	Rabbit Poly	ELISA, IHC, IP, WB
CTGF	23903-1-AP	Rabbit Poly	ELISA, WB
CTGF	4 23936-1-AP	Rabbit Poly	ELISA, IF, IHC, WB
CUL1	12895-1-AP	Rabbit Poly	ELISA, IHC, IP, WB
CUL2	3 10981-2-AP	Rabbit Poly	ELISA, IF, IHC, IP, WB
CUL3	11107-1-AP	Rabbit Poly	ELISA, IF, IHC, WB
CUL4A	10693-1-AP	Rabbit Poly	ELISA, IHC

00 This number shows the amount of times our antibody has been cited in a publication.

CUL4A
 → DNA Ligase I

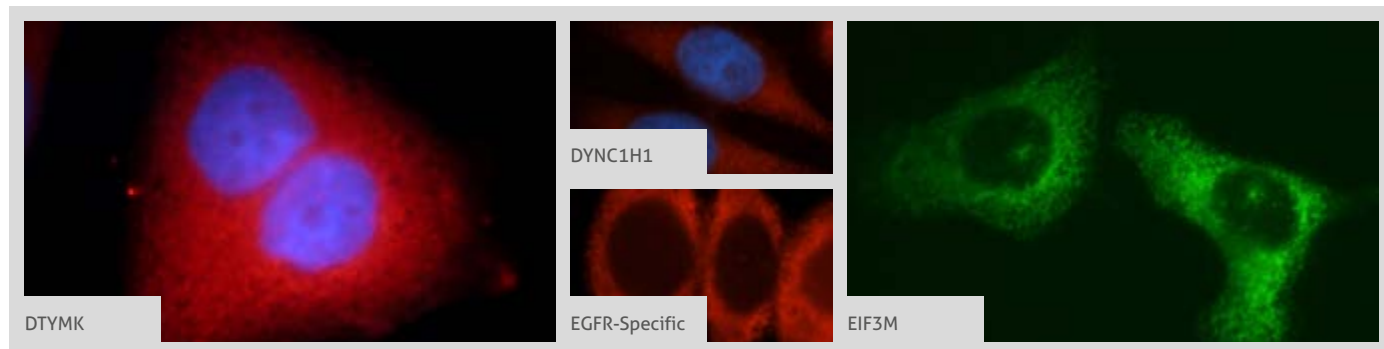
 More validation images available on our website. 


Antibody Name	Cat. No.	Type	Applications
CUL4A	66038-1-Ig	Mouse Mono	ELISA, IF, IHC, IP, WB
CUL4A-Specific	4 14851-1-AP	Rabbit Poly	ELISA, FC, IF, IHC, WB
CUL4B	12 12916-1-AP	Rabbit Poly	ELISA, IF, IHC, IP, WB
CUL4B	20882-1-AP	Rabbit Poly	ELISA, IF, IHC, IP, WB
CUL4B	60151-1-Ig	Mouse Mono	ELISA, IHC, WB
Cullin 5	60093-1-Ig	Mouse Mono	ELISA, IHC, WB
CXCL1	8 12335-1-AP	Rabbit Poly	ELISA, IF, IHC, WB
CXCL8/IL8	2 60141-2-Ig	Mouse Mono	ELISA, IHC, WB
CXCR1	55450-1-AP	Rabbit Poly	ELISA, IP, WB
CXCR2	20634-1-AP	Rabbit Poly	ELISA, IF, IP, WB
Cyclin A1	5 13295-1-AP	Rabbit Poly	ELISA, IHC, WB
Cyclin A2	8 18202-1-AP	Rabbit Poly	ELISA, IF, IHC, IP, WB
Cyclin B1	22 55004-1-AP	Rabbit Poly	ELISA, IF, IHC, IP, WB
Cyclin B2	21644-1-AP	Rabbit Poly	ELISA, IF, IHC, IP, WB
Cyclin D1	59 60186-1-Ig	Mouse Mono	ELISA, WB
Cyclin D2	10934-1-AP	Rabbit Poly	ELISA, IF, IHC
Cyclin D3	10845-1-AP	Rabbit Poly	ELISA, IHC, WB
Cyclin E	19 11554-1-AP	Rabbit Poly	ELISA, FC, WB
Cyclin E2	5 11935-1-AP	Rabbit Poly	ELISA, FC, IF, IHC, IP, WB
Cyclin G	10897-1-AP	Rabbit Poly	ELISA, IHC, WB
Cyclin H	10718-1-AP	Rabbit Poly	ELISA, FC, IF, IHC, IP, WB
Cyclin T1	20992-1-AP	Rabbit Poly	ELISA, WB
CYLC2	18729-1-AP	Rabbit Poly	ELISA, IHC, WB
CYLD	3 11110-1-AP	Rabbit Poly	ELISA, IHC, IP, WB
Cytokeratin 16	17265-1-AP	Rabbit Poly	ELISA, IHC, WB
Cytokeratin 18	22 10830-1-AP	Rabbit Poly	ELISA, FC, IF, IHC, IP, WB
Cytokeratin 18	18708-1-AP	Rabbit Poly	ELISA, IF, IHC, IP, WB
Cytokeratin 7	2 15539-1-AP	Rabbit Poly	ELISA, FC, IF, IHC, WB
Cytokeratin 7	22208 -1-AP	Rabbit Poly	ELISA, FC, IF, IHC, WB
Cytokeratin 7-specific	16857-1-AP	Rabbit Poly	ELISA, IF, IHC, IP, WB

Antibody Name	Cat. No.	Type	Applications
Cytokeratin 7-specific	6 17513-1-AP	Rabbit Poly	ELISA, IF, IHC, IP, WB
CYTSA	25390-1-AP	Rabbit Poly	ELISA, IF, IHC, IP, WB
DAB2	10109-2-AP	Rabbit Poly	ELISA, FC, IF, IHC, IP, WB
DACH1	26 10914-1-AP	Rabbit Poly	ChIP, ELISA, IF, IHC, IP, WB
DACH1	60082-1-Ig	Mouse Mono	ELISA, IF, IHC, WB
DACH2	25219-1-AP	Rabbit Poly	ELISA, WB
DAZAP1	11120-1-AP	Rabbit Poly	ELISA, IHC
DAZL	12633-1-AP	Rabbit Poly	ELISA, IP, WB
DBC1	11544 -2-AP	Rabbit Poly	ELISA, IHC, WB
DBC1	22638-1-AP	Rabbit Poly	ELISA, IF, IHC, IP, WB
DBF4	13076-1-AP	Rabbit Poly	ELISA, WB
DCLRE1C	11747-1-AP	Rabbit Poly	ELISA, WB
DCT	6 13095-1-AP	Rabbit Poly	ELISA, IHC, IP, WB
DCX	13925-1-AP	Rabbit Poly	ELISA, WB
DDAH2	14966-1-AP	Rabbit Poly	ELISA, IHC, IP, WB
DDR1	10536-1-AP	Rabbit Poly	ELISA, IHC, WB
DDX25	14370-1-AP	Rabbit Poly	ELISA, IP, WB
Dermatopontin	5 10537-1-AP	Rabbit Poly	ELISA, IHC, WB
Dermatopontin	14777-1-AP	Rabbit Poly	ELISA, WB
DHRS2	15735-1-AP	Rabbit Poly	ELISA, IP, WB
DIAPH3	3 14342-1-AP	Rabbit Poly	ELISA, IF, IHC, WB
DICER1	20567 -1-AP	Rabbit Poly	ELISA, IF, IHC, IP, WB
DLC1	15460-1-AP	Rabbit Poly	ELISA, IF, IHC, IP
DLEC1	20027 -1-AP	Rabbit Poly	ELISA, IF, IHC, IP, WB
DLG3	18036-1-AP	Rabbit Poly	ELISA, IP, WB
DLG5	15687-1-AP	Rabbit Poly	ELISA, WB
DLK1	9 10636-1-AP	Rabbit Poly	ELISA, FC, IHC, WB
DLL1-Specific	20230-1-AP	Rabbit Poly	ELISA, WB
DLL4	21584-1-AP	Rabbit Poly	ELISA, IP, WB
DNA Ligase I	3 18051-1-AP	Rabbit Poly	ELISA, IHC, IP, WB

00 This number shows the amount of times our antibody has been cited in a publication.

More validation images available on our website.



Antibody Name	Cat. No.	Type	Applications
DNA polymerase beta	18003-1-AP	Rabbit Poly	ELISA, IHC, IP, WB
DNA2	2 18727-1-AP	Rabbit Poly	ELISA, IF, IHC, WB
DNAJC2/MPP11	11971-1-AP	Rabbit Poly	ELISA, IF, IHC, IP, WB
DNTT, TDT	10301-1-AP	Rabbit Poly	ELISA
DNTT, TDT	17382-1-AP	Rabbit Poly	ELISA, IHC, IP
DOCK7	13000-1-AP	Rabbit Poly	ELISA, IP, WB
DPF2	12111-1-AP	Rabbit Poly	ELISA, IF, IHC, IP, WB
DRD2	55084-1-AP	Rabbit Poly	ELISA, IHC, IP, WB
Drebrin	3 10260-1-AP	Rabbit Poly	ELISA, IF, IHC, IP, WB
DTL	12896-1-AP	Rabbit Poly	ELISA, IF, IP, WB
DTYMK	15360-1-AP	Rabbit Poly	ELISA, FC, IF, IHC, IP, WB
DUSP9	10826-1-AP	Rabbit Poly	ELISA, IF, WB
DUSP9	14484-1-AP	Rabbit Poly	ELISA, IF, IHC, WB
DUT	13740-1-AP	Rabbit Poly	ELISA, IF, IHC, WB
Dynamitin	10030-2-AP	Rabbit Poly	ELISA, IHC, IP, WB
Dynamitin	10031-2-AP	Rabbit Poly	ELISA, IP, WB
Dynamitin	10032-1-AP	Rabbit Poly	ELISA, WB
Dynamitin	11361-1-AP	Rabbit Poly	ELISA, FC, IHC, WB
Dynamitin	60257-1-Ig	Mouse Mono	ELISA, IHC, WB
DYNC1H1	8 12345-1-AP	Rabbit Poly	ELISA, IF, IHC, WB
DYNC1LI1	25326-1-AP	Rabbit Poly	ELISA, IF, WB
DYNLT1	4 11954-1-AP	Rabbit Poly	ELISA, IF, IHC, IP, WB
DYNLT3	11687-1-AP	Rabbit Poly	ELISA, IF, IHC, WB
DZIP1	13779-1-AP	Rabbit Poly	ELISA, IF, IP, WB
E2A	21242-1-AP	Rabbit Poly	ELISA, IP, WB
E2F1	8 12171-1-AP	Rabbit Poly	ELISA, IHC, WB
E2F4	10923-1-AP	Rabbit Poly	ELISA, IHC, IP, WB
E2F7	24489-1-AP	Rabbit Poly	ELISA, IHC, WB
E2F8	13425-1-AP	Rabbit Poly	ELISA, IP, WB
EB1	17717-1-AP	Rabbit Poly	ELISA, IHC, IP, WB

Antibody Name	Cat. No.	Type	Applications
EB3	23974-1-AP	Rabbit Poly	ELISA, IHC, WB
EDAR	18032-1-AP	Rabbit Poly	ELISA, FC, IF, IHC, IP, WB
EDC3	16486-1-AP	Rabbit Poly	ELISA, IF, IHC, IP, WB
EDF1	12419-1-AP	Rabbit Poly	ELISA, IHC, WB
EEF1E1	10805-1-AP	Rabbit Poly	ELISA, IHC, WB
EGFL7	19291-1-AP	Rabbit Poly	ELISA, IHC, WB
EGFR	2 22542-1-AP	Rabbit Poly	ELISA, FC, IHC, WB
EGFR	51071-2-AP	Rabbit Poly	ELISA, IF, IHC, IP, WB
EGFR-Specific	13 18986-1-AP	Rabbit Poly	ELISA, FC, IF, IP, WB
EHF	13608-1-AP	Rabbit Poly	ELISA, WB
EID1	2 11734-1-AP	Rabbit Poly	ELISA, IF, IHC, WB
EID2B	17432-1-AP	Rabbit Poly	ELISA, WB
EIF2AK1	20499-1-AP	Rabbit Poly	ELISA, IF, WB
EIF2AK2	18244-1-AP	Rabbit Poly	ELISA, IF, IHC, IP, WB
EIF3M	2 11423-1-AP	Rabbit Poly	ELISA, IF, IHC, IP, WB
EIF3M	66025-1-Ig	Mouse Mono	ELISA, IF, WB
ELAVL2	3 14008-1-AP	Rabbit Poly	ELISA, IF, IHC, IP, WB
ELAVL3	55047-1-AP	Rabbit Poly	ELISA, IHC, WB
ELAVL4	13032-1-AP	Rabbit Poly	ELISA, IHC, IP, WB
Endostatin	18301-1-AP	Rabbit Poly	ELISA, IHC, WB
Endothelin 1	12191-1-AP	Rabbit Poly	ELISA, IHC, IP, WB
Endothelin 3	10674-1-AP	Rabbit Poly	ELISA, IHC
ENPEP	17655-1-AP	Rabbit Poly	ELISA, FC, IF
ENSA	14518-1-AP	Rabbit Poly	ELISA, IF, IHC, WB
ENT1	10 11337-1-AP	Rabbit Poly	ELISA, IHC, IP, WB
EPAC1	12572-1-AP	Rabbit Poly	ELISA, IF, IHC, IP, WB
EPCAM	8 21050-1-AP	Rabbit Poly	ELISA, FC, IF, IHC, WB
EPA1-specific	18698-1-AP	Rabbit Poly	ELISA, FC, IF, IHC, IP, WB
EPA1-specific	60155-2-Ig	Mouse Mono	ELISA, IHC, WB
EPA7	13119-1-AP	Rabbit Poly	ELISA

00 This number shows the amount of times our antibody has been cited in a publication.

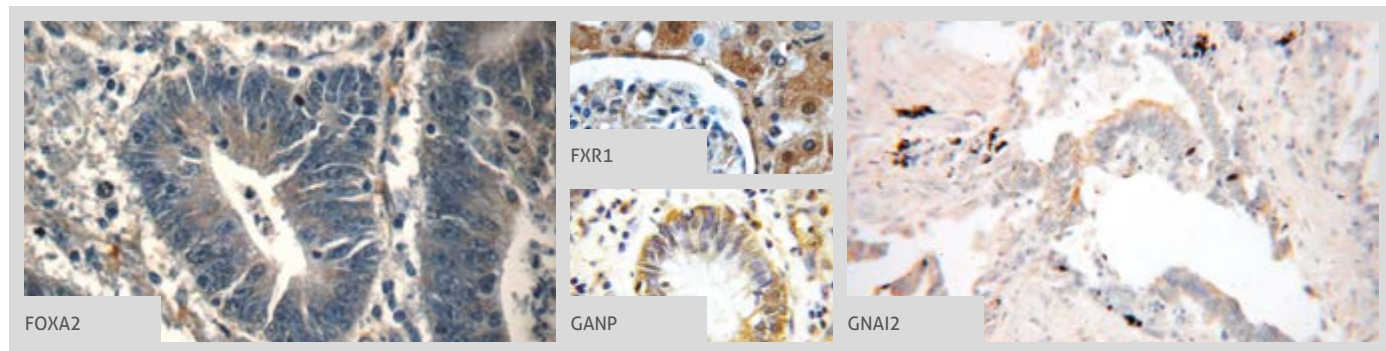
EPHA8
 → FOXM1

Antibody Name	Cat. No.	Type	Applications
EPHA8	13724-1-AP	Rabbit Poly	ELISA, FC, WB
EPHB4	20883-1-AP	Rabbit Poly	ELISA, FC, IHC, WB
Ephrin B1	12999-1-AP	Rabbit Poly	ELISA, WB
EPS8	12455-1-AP	Rabbit Poly	ELISA, IF, IHC, IP, WB
ER	9 21244-1-AP	Rabbit Poly	ELISA, IF, IHC, WB
ERBB2IP	22438-1-AP	Rabbit Poly	ELISA, IF, IHC, WB
ERBB3	10369-1-AP	Rabbit Poly	ELISA, IHC
ERBB4	19943-1-AP	Rabbit Poly	ELISA, IHC, WB
ERCC1	14586-1-AP	Rabbit Poly	ELISA, IF, IHC, IP, WB
ERCC6L	15688-1-AP	Rabbit Poly	ELISA, WB
ERG	14356-1-AP	Rabbit Poly	ELISA, IHC, IP, WB
ERGIC2	11927-1-AP	Rabbit Poly	ELISA, IF, IHC, IP, WB
ERH	15974-1-AP	Rabbit Poly	ELISA, IHC, WB
ERK1/2	10 11257-1-AP	Rabbit Poly	ELISA, IF, IHC, WB
ERK1/2	3 66192-1-Ig	Mouse Mono	ELISA, IF, IHC, IP, WB
ESCO2	23525-1-AP	Rabbit Poly	ELISA, WB
ESR2	8 14007-1-AP	Rabbit Poly	ELISA, IHC, WB
ESR2	60197-1-Ig	Mouse Mono	ELISA, WB
ESR2 Beta-3	55441-1-AP	Rabbit Poly	ELISA, IHC
ESR2 Beta-6	55471-1-AP	Rabbit Poly	ELISA, IHC, WB
ETS1	12118-1-AP	Rabbit Poly	ELISA, WB
ETS2	12280-1-AP	Rabbit Poly	ELISA, IP, WB
ETV5	2 13011-1-AP	Rabbit Poly	ELISA, IF, WB
ETV6	13182-1-AP	Rabbit Poly	ELISA, WB
EXT2	11348-1-AP	Rabbit Poly	ELISA, IHC, WB
FABP3	2 10676-1-AP	Rabbit Poly	ELISA, IF, IHC, WB
FABP3	60280-1-Ig	Mouse Mono	ELISA, WB
FABP7	17456-1-AP	Rabbit Poly	ELISA, WB
FABP7	51010-1-AP	Rabbit Poly	ELISA, IF, IHC, WB
FABP7-Specific	14836-1-AP	Rabbit Poly	ELISA, IHC, WB
FAK	8 12636-1-AP	Rabbit Poly	ELISA, IF, IHC, IP, WB
FAM107A	12176-1-AP	Rabbit Poly	ELISA, IF, IHC, WB
FAM127A	10307-1-AP	Rabbit Poly	ELISA, IHC, WB
FAM127B	20282-1-AP	Rabbit Poly	ELISA, IF, IHC, WB
FAM29A	16933-1-AP	Rabbit Poly	ELISA, WB
FAM65B	3 17015-1-AP	Rabbit Poly	ELISA, IF, WB
FANCD2	24006-1-AP	Rabbit Poly	ELISA, IHC, IP, WB
phospho-FANCD2 (S330)	19543-1-AP	Rabbit Poly	ELISA, IHC, WB
FANCI	20789-1-AP	Rabbit Poly	ELISA, IF, IP, WB

Antibody Name	Cat. No.	Type	Applications
Fascin	14384-1-AP	Rabbit Poly	ELISA, IHC, WB
FBLIM1	13349-1-AP	Rabbit Poly	ELISA, IF, IHC, WB
FBXO5	10872-1-AP	Rabbit Poly	ELISA, IHC, WB
FEN1	14768-1-AP	Rabbit Poly	ELISA, IF, IHC, IP, WB
FER	25287-1-AP	Rabbit Poly	ELISA, FC, IF, IHC, IP, WB
FEV	25058-1-AP	Rabbit Poly	ELISA, WB
FGF1	17400-1-AP	Rabbit Poly	ELISA, IHC
FGF5	18171-1-AP	Rabbit Poly	ELISA, IF, IHC, IP, WB
FGF8	20711-1-AP	Rabbit Poly	ELISA, IHC, WB
FGFR1	60325-1-Ig	Mouse Mono	ELISA, FC, IHC, WB
FGFR2	13042-1-AP	Rabbit Poly	ELISA, IF, IHC, WB
FGFR2	60106-1-Ig	Mouse Mono	ELISA, WB
FGFR4	11098-1-AP	Rabbit Poly	ELISA, IF, IHC, WB
FHIT	66086-1-Ig	Mouse Mono	ELISA, IF, IHC, WB
FHL1	13 10991-1-AP	Rabbit Poly	ChIP, CoIP, ELISA, IHC, IP, WB
Fibrinogen beta chain	16747-1-AP	Rabbit Poly	ELISA, IF, IHC, WB
Fibrinogen gamma chain	15841-1-AP	Rabbit Poly	ELISA, IF, IHC, WB
Fibrinogen gamma chain	66158-1-Ig	Mouse Mono	ELISA, IF, IHC, WB
Filensin	17492-1-AP	Rabbit Poly	ELISA, IF, WB
FIP200	16172-1-AP	Rabbit Poly	ELISA, IHC, WB
FLI1	11347-1-AP	Rabbit Poly	ELISA, IHC, WB
FLNB	20685-1-AP	Rabbit Poly	ELISA, IF, WB
Flotillin 1	4 15571-1-AP	Rabbit Poly	ELISA, FC, IF, IP, WB
Flotillin 2	11446-1-AP	Rabbit Poly	ELISA, WB
FLT3	21049-1-AP	Rabbit Poly	ELISA, IP, WB
FNTB	11507-1-AP	Rabbit Poly	ELISA, IHC, IP, WB
FOXA1	20411-1-AP	Rabbit Poly	ELISA, IHC, WB
FOXA2	22474-1-AP	Rabbit Poly	ELISA, IF, IHC, IP, WB
FOXB1	24285-1-AP	Rabbit Poly	ELISA, WB
FOXC2	23066-1-AP	Rabbit Poly	ELISA, WB
FOXD4	24835-1-AP	Rabbit Poly	ELISA, WB
FOXD4L6	22081-1-AP	Rabbit Poly	ELISA, WB
FOXE3	55301-1-AP	Rabbit Poly	ELISA, WB
FOXG1	12764-1-AP	Rabbit Poly	ELISA, WB
FOXH1-Specific	20268-1-AP	Rabbit Poly	ELISA, WB
FOXJ3	19751-1-AP	Rabbit Poly	ELISA, WB
FOXJ3	21240-1-AP	Rabbit Poly	ELISA, WB
FOXM1	7 13147-1-AP	Rabbit Poly	ELISA, IHC, IP, WB

FOXO1
GRB2 ←

More validation images available on our website.



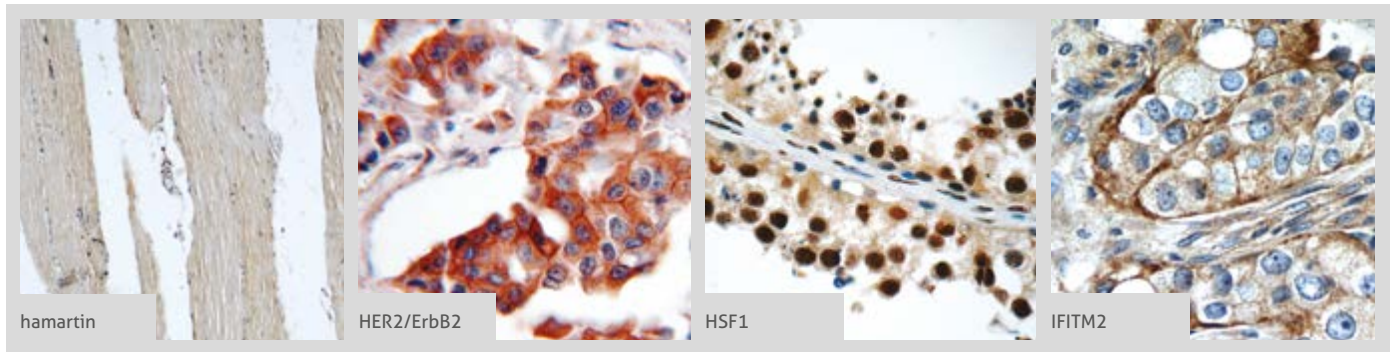
Antibody Name	Cat. No.	Type	Applications
FOXO1	4 18592-1-AP	Rabbit Poly	ELISA, FC, IHC, WB
FOXO3A	5 10849-1-AP	Rabbit Poly	ELISA, IF, IHC, WB
FOXO4	19121-1-AP	Rabbit Poly	ELISA, IF, WB
FOXO4	2 21535-1-AP	Rabbit Poly	ELISA, IHC, WB
FOXP1	22051-1-AP	Rabbit Poly	ELISA, WB
FOXP2	20529-1-AP	Rabbit Poly	ELISA, IP, WB
FOXP3	22173-1-AP	Rabbit Poly	ELISA, WB
FOXP3	3 22228-1-AP	Rabbit Poly	ELISA, IF, IHC, IP, WB
FOXP3	60149-1-Ig	Mouse Mono	ELISA, WB
FOXP4	16772-1-AP	Rabbit Poly	ELISA, IHC, IP, WB
FOXQ1	23718-1-AP	Rabbit Poly	ELISA, WB
FRAG1	10765-1-AP	Rabbit Poly	ELISA
Frizzled 7	16974-1-AP	Rabbit Poly	ELISA, IP, WB
FRK	16197-1-AP	Rabbit Poly	ELISA, FC, IF, IHC, WB
FRZB	12884-1-AP	Rabbit Poly	ELISA, IHC, WB
FXR1	13194-1-AP	Rabbit Poly	ELISA, IF, IHC, IP, WB
FZR1	16368-1-AP	Rabbit Poly	ELISA, IF, IP, WB
GOS2	2 12091-1-AP	Rabbit Poly	ELISA, IF, WB
GADD45A	13747-1-AP	Rabbit Poly	ELISA, IP, WB
GADD45G	10277-1-AP	Rabbit Poly	ELISA, WB
GADD45GIP1	16260-1-AP	Rabbit Poly	ELISA, IP, WB
GAK	12147-1-AP	Rabbit Poly	ELISA, IF, WB
Galectin 3	2 14979-1-AP	Rabbit Poly	ELISA, IF, IHC, IP, WB
Galectin 3	60207-1-Ig	Mouse Mono	ELISA, IF, IHC, WB
Gamma cystathionase	39 12217-1-AP	Rabbit Poly	ELISA, FC, IF, IHC, IP, WB
Gamma cystathionase	60234-1-Ig	Mouse Mono	ELISA, IF, IHC, WB
GANP	3 11054-1-AP	Rabbit Poly	ELISA, IF, IHC, IP, WB
GAP43	3 16971-1-AP	Rabbit Poly	ELISA, IHC, IP, WB
GAS2	11941-2-AP	Rabbit Poly	ELISA, IHC, WB
GAS8	18270-1-AP	Rabbit Poly	ELISA, WB



Antibody Name	Cat. No.	Type	Applications
GATA2	2 11103-1-AP	Rabbit Poly	ELISA, IF, IHC, WB
GCM2	21088-1-AP	Rabbit Poly	ELISA, WB
GCNF	12712-1-AP	Rabbit Poly	ELISA, IHC, IP, WB
GEF-H1	24472-1-AP	Rabbit Poly	ELISA, WB
Geminin	11 10802-1-AP	Rabbit Poly	ELISA, FC, IF, IHC, IP, WB
GH2	55240-1-AP	Rabbit Poly	ELISA, IHC, WB
GIN53	15651-1-AP	Rabbit Poly	ELISA, WB
GIN53	16345-1-AP	Rabbit Poly	ELISA, IF, WB
GLI3-Specific	3 19949-1-AP	Rabbit Poly	ELISA, FC, IF, IHC, IP, WB
GLI4	16551-1-AP	Rabbit Poly	ELISA, WB
Glucagon	15954-1-AP	Rabbit Poly	ELISA, IHC
Glutamine synthetase	4 11037-2-AP	Rabbit Poly	ELISA, FC, IHC, WB
Glypican 3	11145-1-AP	Rabbit Poly	ELISA, WB
Glypican 3	25175-1-AP	Rabbit Poly	ELISA, IF, IHC, WB
Glypican 4	2 13048-1-AP	Rabbit Poly	ELISA, IF, WB
GMCL1	15575-1-AP	Rabbit Poly	ELISA, IHC, WB
GMPS	16376-1-AP	Rabbit Poly	ELISA, IP, WB
GNAI1	12617-1-AP	Rabbit Poly	ELISA, FC, IF, IHC, IP, WB
GNAI2	11136-1-AP	Rabbit Poly	ELISA, IF, IHC, IP, WB
GNAI3	11641-1-AP	Rabbit Poly	ELISA, FC, IF, IHC, WB
GNAT1	55167-1-AP	Rabbit Poly	ELISA, IF, WB
GNB1	3 10247-2-AP	Rabbit Poly	ELISA, IF, IHC, WB
GNG2	3 11693-1-AP	Rabbit Poly	ELISA, IHC, WB
GNRHR	3 19950-1-AP	Rabbit Poly	ELISA, FC, IHC, IP, WB
GOLPH3	5 19112-1-AP	Rabbit Poly	ELISA, IF, IHC, IP, WB
GNMB	20338-1-AP	Rabbit Poly	ELISA, IHC, WB
GPS2	12177-1-AP	Rabbit Poly	ELISA, IF, IHC, WB
GPSM1	11483-1-AP	Rabbit Poly	ELISA, IF, IHC, WB
GPSM2	6 11608-2-AP	Rabbit Poly	ELISA, IF, IHC, WB
GRB2	10254-2-AP	Rabbit Poly	ELISA, IF, IHC, WB

00 This number shows the amount of times our antibody has been cited in a publication.

Growth hormone
→ IFITM2

More validation images available on our website. 

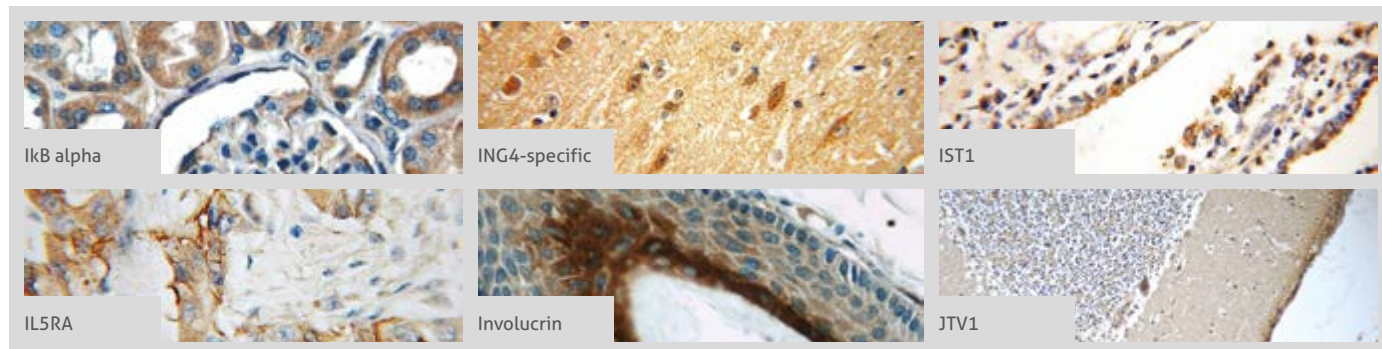


Antibody Name	Cat. No.	Type	Applications
Growth hormone	17867-1-AP	Rabbit Poly	ELISA, WB
Growth hormone	55243-1-AP	Rabbit Poly	ELISA, IHC, WB
GSK3A	13419-1-AP	Rabbit Poly	ELISA, IHC, WB
GSK3B	15113-1-AP	Rabbit Poly	ELISA, IHC, IP, WB
GSK3B	25 22104-1-AP	Rabbit Poly	ELISA, IF, IHC, IP, WB
GSK3B	24198-1-AP	Rabbit Poly	ELISA, FC, IF, IHC, IP, WB
GSK3B	51065-1-AP	Rabbit Poly	ELISA, IF, IHC, IP, WB
GSPT2	2 12989-1-AP	Rabbit Poly	ELISA, IF, IHC, WB
GTPBP4	2 13897-1-AP	Rabbit Poly	ELISA, IF, IHC, IP, WB
GTSE1	2 21319-1-AP	Rabbit Poly	ELISA, IF, IHC, WB
H3F3B	10265-1-AP	Rabbit Poly	ELISA, WB
HACE1	24104-1-AP	Rabbit Poly	ELISA, IF, WB
hamartin	 20988-1-AP	Rabbit Poly	ELISA, IF, IHC, IP, WB
HAUS3	18991-1-AP	Rabbit Poly	ELISA, IF, IHC, WB
HAUS4	20104-1-AP	Rabbit Poly	ELISA, IHC, WB
HCFC1	19358-1-AP	Rabbit Poly	ELISA, IF, IHC, WB
HCFC2	13567-1-AP	Rabbit Poly	ELISA, WB
HCK	11600-1-AP	Rabbit Poly	ELISA, IHC, WB
HDAC4	5 17449-1-AP	Rabbit Poly	ELISA, IF, IHC, IP, WB
HDAC4-specific	16165-1-AP	Rabbit Poly	ELISA, IHC, IP, WB
HDGF	9 11344-1-AP	Rabbit Poly	ELISA, IF, IHC, IP, WB
HDGF	3 60064-1-Ig	Mouse Mono	ELISA, IF, IHC, WB
HDGFRP3	2 12380-1-AP	Rabbit Poly	ELISA, IF, IHC, IP, WB
HELB	24700-1-AP	Rabbit Poly	ELISA, IF, WB
HELLS	2 11955-1-AP	Rabbit Poly	ELISA, IF, IHC, IP, WB
HEMGN	7 17616-1-AP	Rabbit Poly	ELISA, IHC, WB
HEPACAM	7 18177-1-AP	Rabbit Poly	ELISA, IF, IHC, IP, WB
HER2/ErbB2	 4 18299-1-AP	Rabbit Poly	ELISA, FC, IHC, IP, WB
HER2/ErbB2	51105-1-AP	Rabbit Poly	ELISA, IF, IHC, WB
HER2/ErbB2	60311-1-Ig	Mouse Mono	ELISA, FC, IHC
HGS	10390-1-AP	Rabbit Poly	ELISA, IF, IHC, IP, WB

Antibody Name	Cat. No.	Type	Applications
HIC5	10565-1-AP	Rabbit Poly	ELISA, IF, IHC, IP, WB
HIP1	22231-1-AP	Rabbit Poly	ELISA, IF, IHC, IP, WB
HIP1-Specific	19688-1-AP	Rabbit Poly	ELISA, IHC, IP, WB
Histone H1.0	2 17510-1-AP	Rabbit Poly	ELISA, IF, IP, WB
Histone H2A.z	16441-1-AP	Rabbit Poly	ELISA, IF, WB
Histone H3.3	13754-1-AP	Rabbit Poly	ELISA, IF, WB
Histone-H3	29 17168-1-AP	Rabbit Poly	ELISA, IF, IHC, WB
HJURP	15283-1-AP	Rabbit Poly	ELISA, WB
HLCS	14046-1-AP	Rabbit Poly	ELISA, IF, WB
HMG20B	14582-1-AP	Rabbit Poly	ChIP, ELISA, IF, IHC, IP, WB
HMGA2	20795-1-AP	Rabbit Poly	ELISA, IF, IP, WB
HMGB2	14597-1-AP	Rabbit Poly	ELISA, IHC, IP, WB
HMGB2	15605-1-AP	Rabbit Poly	ELISA, IHC, WB
HMOX1	34 10701-1-AP	Rabbit Poly	ELISA, IF, IHC, IP, WB
HOOK1	2 10871-1-AP	Rabbit Poly	ELISA, IF, IHC, IP, WB
HRAS-Specific	5 18295-1-AP	Rabbit Poly	ELISA, FC, IF, IHC, WB
HRPT2	12310-1-AP	Rabbit Poly	ELISA, IF, IHC, IP, WB
HSF1	3 16107-1-AP	Rabbit Poly	ELISA, IHC, WB
HSF1	 51034-1-AP	Rabbit Poly	ELISA, IF, IHC, IP, WB
HTRA1	55011-1-AP	Rabbit Poly	ELISA, IF, IHC, IP, WB
HTRA2	2 15775-1-AP	Rabbit Poly	ELISA, IF, IHC, IP, WB
HTRA4	14095-1-AP	Rabbit Poly	ELISA, WB
HuR	10 11910-1-AP	Rabbit Poly	ELISA, FC, IF, IHC, IP, WB
HURP	12038-1-AP	Rabbit Poly	ELISA, IF, WB
HUS1	11223-1-AP	Rabbit Poly	ELISA, IHC, WB
IBA1	36 10904-1-AP	Rabbit Poly	ELISA, IF, IHC, IP, WB
ICK	13611-1-AP	Rabbit Poly	ELISA, WB
IFITM1	13 11727-3-AP	Rabbit Poly	ELISA, FC, IF, IHC, IP, WB
IFITM1-Specific	14 60074-1-Ig	Mouse Mono	ELISA, FC, IF, IHC, IP, WB
IFITM2	 18 12769-1-AP	Rabbit Poly	ELISA, FC, IF, IHC, IP, WB

00 This number shows the amount of times our antibody has been cited in a publication.

More validation images available on our website.

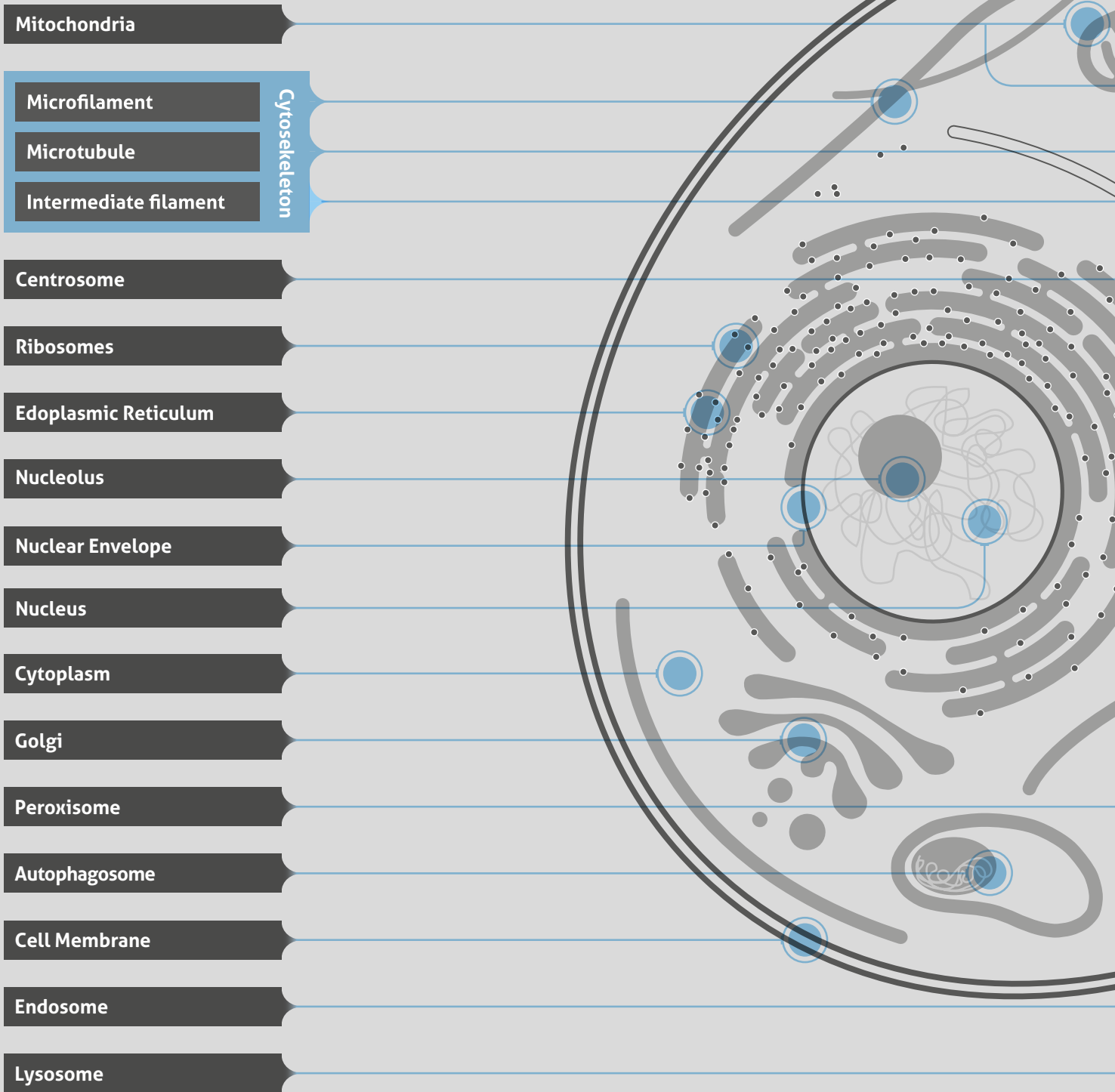


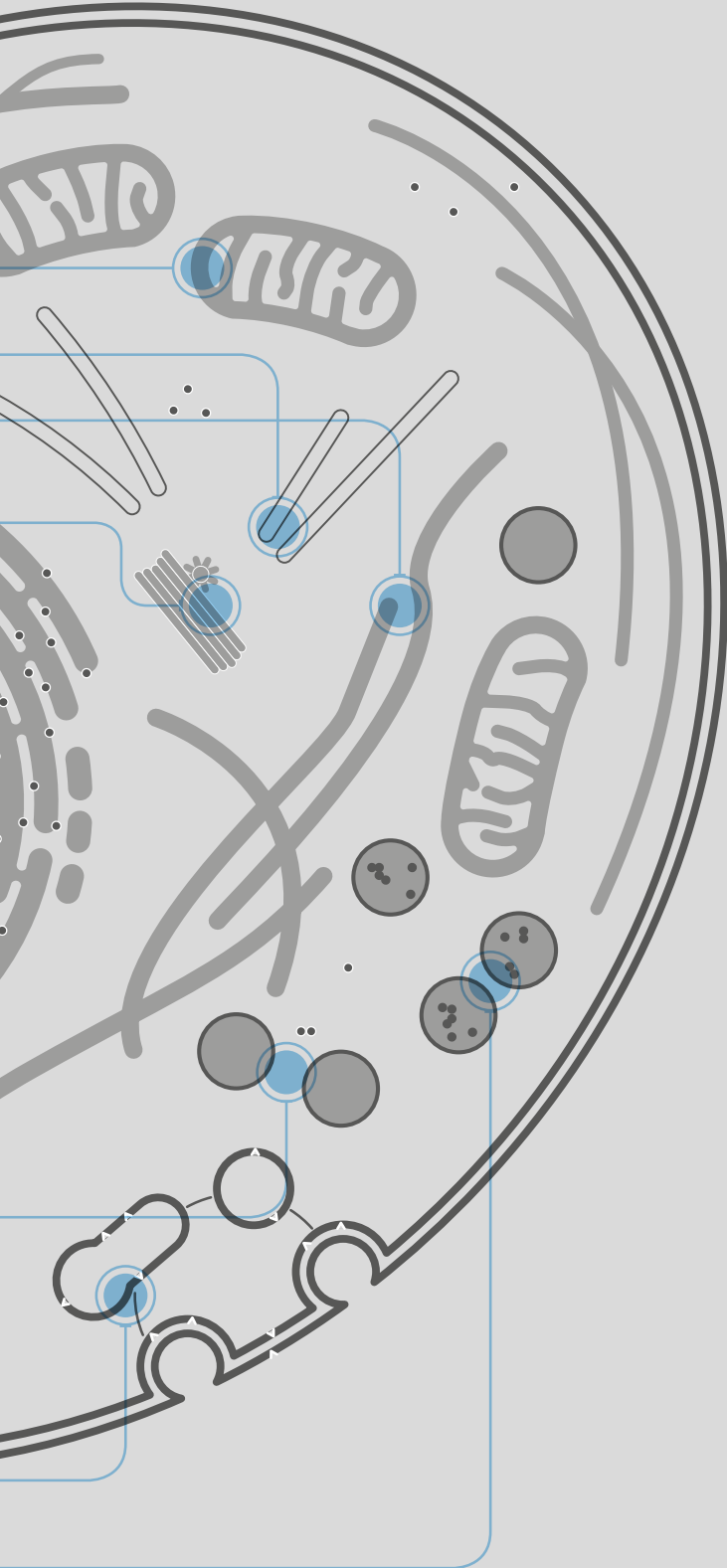
Antibody Name	Cat. No.	Type	Applications
IFITM2-specific	66137-1-Ig	Mouse Mono	ELISA, FC, WB
IFITM3	29 11714-1-AP	Rabbit Poly	ELISA, FC, IF, IHC, IP, WB
IFITM3	2 66081-1-Ig	Mouse Mono	ELISA, FC, IF, IHC, WB
IFNAR2	10522-1-AP	Rabbit Poly	ELISA, FC, WB
IFNAR2	60013-1-Ig	Mouse Mono	ELISA, WB
IFRD1	12939-1-AP	Rabbit Poly	ELISA, WB
IFT81	10604-2-AP	Rabbit Poly	ELISA, IHC, WB
IFT81	7 11744-1-AP	Rabbit Poly	ELISA, IF, IHC, IP, WB
IGF1A-Specific	6 20214-1-AP	Rabbit Poly	ELISA, IF, IHC, IP, WB
IGF1B-Specific	20215-1-AP	Rabbit Poly	ELISA, IHC, WB
IGF1R-Specific	2 20254-1-AP	Rabbit Poly	ELISA, IHC, IP, WB
IGFBP3	2 10189-2-AP	Rabbit Poly	ELISA, IF, IHC, WB
IGFBP4	18500-1-AP	Rabbit Poly	ELISA, IF, IHC, WB
IGHMBP2	23945-1-AP	Rabbit Poly	ELISA, IHC, WB
IGSF8	14387-1-AP	Rabbit Poly	ELISA, IP, WB
IκB alpha	21 10268-1-AP	Rabbit Poly	ELISA, FC, IF, IHC, IP, WB
IκB alpha	2 18220-1-AP	Rabbit Poly	ELISA, IF, IHC, IP, WB
IκB alpha	2 51066-1-AP	Rabbit Poly	ELISA, IHC, IP, WB
IκB beta	12660-1-AP	Rabbit Poly	ELISA, IF, IHC, WB
IL 1 alpha	16765-1-AP	Rabbit Poly	ELISA, IF, WB
IL1 beta	18 16806-1-AP	Rabbit Poly	ELISA, IF, IHC, WB
IL1 beta	60136-1-Ig	Mouse Mono	ELISA, IHC, WB
IL-10	60269-1-Ig	Mouse Mono	ELISA, IHC, WB
IL13RA2	2 11059-1-AP	Rabbit Poly	ELISA, IF, IHC, WB
IL15RA	16 16744-1-AP	Rabbit Poly	ELISA, IHC, WB
IL-19	60278-1-Ig	Mouse Mono	ELISA, IHC, WB
IL-29	66163-1-Ig	Mouse Mono	ELISA, WB
IL5RA	12655-1-AP	Rabbit Poly	ELISA, IF, IHC, WB
IL-6	22 21865-1-AP	Rabbit Poly	ELISA, IHC, WB
IL-6	66146-1-Ig	Mouse Mono	ELISA, IHC, WB

Antibody Name	Cat. No.	Type	Applications
IL6R	23457-1-AP	Rabbit Poly	ELISA, IP, WB
IL-8	17038-1-AP	Rabbit Poly	ELISA, IHC
IL9R	60132-1-Ig	Mouse Mono	ELISA, WB
ING1-specific	16185-1-AP	Rabbit Poly	ELISA, IP, WB
ING2	7 11560-1-AP	Rabbit Poly	ELISA, IF, IHC, IP, WB
ING3	5 10905-1-AP	Rabbit Poly	ELISA, IHC, WB
ING3-specific	16187-1-AP	Rabbit Poly	ELISA, IP, WB
ING4	8 10617-1-AP	Rabbit Poly	ELISA, IF, IHC, IP, WB
ING4	60110-1-Ig	Mouse Mono	ELISA, IHC, WB
ING4-specific	6 16188-1-AP	Rabbit Poly	ELISA, IF, IHC, IP, WB
ING5	12 10665-1-AP	Rabbit Poly	ELISA, IF, IHC, IP, WB
Inhibin beta A	3 10651-1-AP	Rabbit Poly	ELISA, IF, IHC, WB
Inhibin beta A	22689-1-AP	Rabbit Poly	ELISA, IHC, WB
Inhibin beta A	60015-2-Ig	Mouse Mono	ELISA, WB
Inhibin beta A -Specific	17524-1-AP	Rabbit Poly	ELISA, IP, WB
Inhibin beta B	3 17577-1-AP	Rabbit Poly	ELISA, IHC, WB
INSC	20973-1-AP	Rabbit Poly	ELISA, IF, IHC, WB
INSIG1	2 22115-1-AP	Rabbit Poly	ELISA, IF, IHC, IP, WB
INSR	20433-1-AP	Rabbit Poly	ELISA, IP, WB
INSRR	55112-1-AP	Rabbit Poly	ELISA, WB
interferon-gamma	13 15365-1-AP	Rabbit Poly	ELISA, IF, IHC, WB
interferon-gamma	60101-1-Ig	Mouse Mono	ELISA, WB
Involucrin	2 55328-1-AP	Rabbit Poly	ELISA, IHC, WB
IRF2	12525-1-AP	Rabbit Poly	ELISA, IHC, IP, WB
ISG20	22097-1-AP	Rabbit Poly	ELISA, IHC, WB
IST1	7 51002-1-AP	Rabbit Poly	ELISA, IF, IHC, IP, WB
ITGB1BP1	12300-1-AP	Rabbit Poly	ELISA, IF, IHC, IP, WB
IVNS1ABP	14741-1-AP	Rabbit Poly	ELISA, IHC, IP, WB
JAK2	17670-1-AP	Rabbit Poly	ELISA, IP, WB
JTV1	9 10424-1-AP	Rabbit Poly	ELISA, IF, IHC, IP, WB

00 This number shows the amount of times our antibody has been cited in a publication.

CELL FRACTION & ORGANELLE MARKERS





Antibody	Cat.No
----------	--------

Autophagosome

ATG5	60061-1-Ig
ATG5	10181-2-AP
ATG12	11264-1-AP
BECN1	11306-1-AP
MAP1LC3A	12135-1-AP
MAP1LC3B	14600-1-AP
SQSTM1(P62)	18420-1-AP

Cell membrane

ATP1A1/ Na ⁺ /K ⁺ ATPase	14418-1-AP
ATP1A1/ Na ⁺ /K ⁺ ATPase	55187-1-AP
EGFR	51071-2-AP
EGFR-specific	18986-1-AP
INSR	20433-1-AP

Centrosome

CENPJ	11517-1-AP
NUAK2	11592-1-AP
PCM1	19856-1-AP

Cytoplasm

ACTB	HRP-60008
ACTB	60008-1-Ig
ACTB	20536-1-AP
CYPA	10720-1-AP
CYPB	11607-1-AP
CYPB	66047-1-Ig
GAPDH	10494-1-AP
GAPDH	60004-1-Ig
GAPDH	HRP-60004
HSP90	13171-1-AP
HSP90	60318-1-Ig
TUBA1B	HRP-66031
TUBA1B	66031-1-AP
TUBB3	10094-1-AP

Cytoskeleton

ACTB	HRP-60008
ACTB	60008-1-Ig
ACTB	20536-1-AP
DES	16520-1-AP
DES	60226-1-Ig
KRT7	15539-1-AP
KRT7-specific	17513-1-AP
TUBA1B	HRP-66031
TUBA1B	66031-1-AP
TUBB3	10094-1-AP
VIM	10366-1-AP

Endoplasmic reticulum

CANX	10427-2-AP
GRP94/HSP90B1	14700-1-AP
GRP78/BIP/ HSPA5	11587-1-AP
PDIA4/ERp72	14712-1-AP
P4HB/PDI	11245-1-AP

Endosomes

CAV1	16447-1-AP
CAV1	66067-1-Ig
CLTCL1	22283-1-AP
RAB5A	20228-1-AP
RAB7A	55469-1-AP
RAB7B	12283-1-AP
RAB9	11420-1-AP
RAB9A	18719-1-AP
RAB11	15903-1-AP
RAB11A	20229-1-AP
RAB11B	19742-1-AP

Golgi

GM130	11308-1-AP
GORASP2	10598-1-AP

Antibody	Cat.No
----------	--------

Golgi

RCAS1/EBAG9	12255-1-AP
RCAS1/EBAG9	66170-1-Ig
STX12	14259-1-AP
STX6	60059-1-Ig
TGN46	13573-1-AP

Intercellular junctions

CDH1	20648-1-AP
CDH1	20874-1-AP
CDH3	13773-1-AP
CX43	15386-1-AP
ZO-2	18900-1-AP

Lysosome

LAMP1	55273-1-AP
LAMP2	10397-1-AP

Mitochondria

AIF	17984-1-AP
COXIV	11242-A-AP
COXIV	60251-1-Ig
CYCS	10993-1-AP
HK1	19662-1-AP
HSP60	15282-1-AP
HSP60	66041-1-Ig
IMMT	10179-1-AP
OGDH	15212-1-AP
TIMM44	13859-1-AP
VDAC1	10866-1-AP

Nuclear envelope

EMD	10351-1-AP
LMNA/C	10298-1-AP
LMNB1	12987-1-AP
LMNB2	10895-1-AP
NUP98	12329-1-AP

Nucleolus

ASH2L	12331-1-AP
EIF6	10291-1-AP
FBL	16021-1-AP

Nucleus

CDC27/APC3	10918-1-AP
CDK4	11026-1-AP
H2AFZ	16441-1-AP
HDAC1	10197-1-AP
HDAC2	12922-3-AP
HDAC2-specific	16152-1-AP
HIST2H3A	17168-1-AP
HMG20A	12085-2-AP
LSD1/KDM1	20813-1-AP
PCNA	10205-2-AP
PCNA	60097-1-Ig
SETDB1/ESET	11231-1-AP
TBP	22006-1-AP
TBP	22246-1-AP
TBP	66166-1-Ig
YY1	22156-1-AP

Peroxisome

CAT	21260-1-AP
PEX14	10594-1-AP

Ribosome

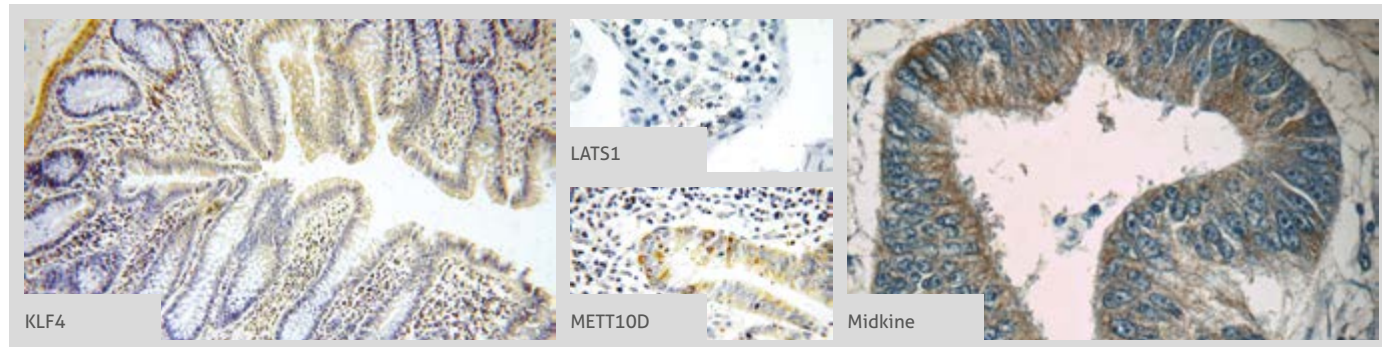
RPL3	11005-1-AP
RPL4	11302-1-AP
RPL7A	15340-1-AP
RPL14	14991-1-AP
RPL18A	14653-1-AP
RPS3	11990-1-AP
RPS3	15198-1-AP
RPS3	66046-1-Ig
RPS6	14823-1-AP

JUN
 → MCM5

Antibody Name	Cat. No.	Type	Applications
JUN	24909-1-AP	Rabbit Poly	ELISA, IF, IHC, IP, WB
JUNB	10486-1-AP	Rabbit Poly	ELISA, IF, IHC, IP, WB
Kallikrein 11	12698-1-AP	Rabbit Poly	ELISA, IF, IHC, WB
Kallikrein 8	14232-1-AP	Rabbit Poly	ELISA, IHC, WB
KAT5	3 10827-1-AP	Rabbit Poly	ELISA, IHC, WB
KATNA1	2 17560-1-AP	Rabbit Poly	ELISA, IF, IP, WB
KATNB1	2 14969-1-AP	Rabbit Poly	ELISA, IF, IP, WB
KDM3A, JMJD1A	10 12835-1-AP	Rabbit Poly	ChIP, ELISA, IF, IHC, IP, WB
KHDRBS3	2 13563-1-AP	Rabbit Poly	ELISA, IHC, WB
KIF11	23333-1-AP	Rabbit Poly	ELISA, IHC, IP, WB
KIF15	55407-1-AP	Rabbit Poly	ELISA, IF, IHC, IP, WB
KIF20A	15911-1-AP	Rabbit Poly	ELISA, IP, WB
KIF2A	13105-1-AP	Rabbit Poly	ELISA, IHC, IP, WB
KIF2B	13711-1-AP	Rabbit Poly	ELISA, IP, WB
KIF2C	12139-1-AP	Rabbit Poly	ELISA, IF, IP, WB
KIFAP3	12700-1-AP	Rabbit Poly	ELISA, IHC, IP, WB
KIFAP3	60266-1-Ig	Mouse Mono	ELISA, IHC, WB
KIFC1	20790-1-AP	Rabbit Poly	ELISA, IF, IHC, WB
KIN	12313-1-AP	Rabbit Poly	ELISA, IF, WB
KISS1R-Specific	15505-1-AP	Rabbit Poly	ELISA, FC, IF, WB
KLF10	11881-1-AP	Rabbit Poly	ELISA, IF, IP, WB
KLF4	8 11880-1-AP	Rabbit Poly	ELISA, IF, IHC, IP, WB
KLF6	14716-1-AP	Rabbit Poly	ELISA, IHC, WB
KLHDC5	24847-1-AP	Rabbit Poly	ELISA, IF, WB
KLHL12	14883-1-AP	Rabbit Poly	ELISA, IF, IHC, WB
KLHL21	16952-1-AP	Rabbit Poly	ELISA, IHC, IP, WB
KLHL22	16214-1-AP	Rabbit Poly	ELISA, IP, WB
KRAS	20 12063-1-AP	Rabbit Poly	ELISA, FC, IF, IHC, IP, WB
KRAS	60309-1-Ig	Mouse Mono	ELISA, FC, IHC, WB
KRAS-2A-specific	16156-1-AP	Rabbit Poly	ELISA, FC, IF, IHC, WB
KRAS-2B-specific	16155-1-AP	Rabbit Poly	ELISA, FC, IF, IHC, WB
KRT18	66187-1-Ig	Mouse Mono	ELISA, FC, IF, IHC, WB
KRT6A	10590-1-AP	Rabbit Poly	ELISA, FC, IF, IHC, WB
KRT6A-specific	16853-1-AP	Rabbit Poly	ELISA, IP, WB
KU70	4 10723-1-AP	Rabbit Poly	ELISA, FC, IF, IHC, IP, WB
LAMP3	2 12632-1-AP	Rabbit Poly	ELISA, IF, IHC, IP, WB
LATS1	17049-1-AP	Rabbit Poly	ELISA, IHC, WB
LATS2-Specific	20276-1-AP	Rabbit Poly	ELISA, FC, IF, IHC, WB
LCK	12477-1-AP	Rabbit Poly	ELISA, IHC, IP, WB

Antibody Name	Cat. No.	Type	Applications
LCK	60162-1-Ig	Mouse Mono	ELISA, WB
LEFTY2	13991-1-AP	Rabbit Poly	ELISA, IF, IHC, WB
LGI1	12483-1-AP	Rabbit Poly	ELISA, WB
LIG4	5 12695-1-AP	Rabbit Poly	ELISA, IHC, WB
LIN9	17882-1-AP	Rabbit Poly	ELISA, IP, WB
LIPA	12956-1-AP	Rabbit Poly	ELISA, IHC, WB
LKB1	3 10746-1-AP	Rabbit Poly	ELISA, IHC, IP, WB
LMX1B	18278-1-AP	Rabbit Poly	ELISA, IF, WB
LRP2-Specific	19700-1-AP	Rabbit Poly	ELISA, FC, IHC, WB
LRPAP1	24662-1-AP	Rabbit Poly	ELISA, FC, IHC, WB
LYN	18135-1-AP	Rabbit Poly	ELISA, FC, IF, IHC, IP, WB
LYN	60211-1-Ig	Mouse Mono	ELISA, IHC, WB
LYPLA1	16055-1-AP	Rabbit Poly	ELISA, IF, IHC, IP, WB
LZTS1	20878-1-AP	Rabbit Poly	ELISA, IF, IP, WB
MAD1	18322-1-AP	Rabbit Poly	ELISA, IF, IHC, IP, WB
MAD2L1	6 10337-1-AP	Rabbit Poly	ELISA, IF, IHC, IP, WB
MAD2L1	66014-1-Ig	Mouse Mono	ELISA, IHC, WB
MAD2L2	4 12683-1-AP	Rabbit Poly	ELISA, IP, WB
MAEA	15238-1-AP	Rabbit Poly	ELISA, IHC, WB
MAF	55013-1-AP	Rabbit Poly	ELISA, IF, IHC, IP, WB
MAFF	12771-1-AP	Rabbit Poly	ELISA, IHC, WB
MAK	13638-1-AP	Rabbit Poly	ELISA, WB
MAP4	2 11229-1-AP	Rabbit Poly	ELISA, IHC, IP, WB
MAPK12	20184-1-AP	Rabbit Poly	ELISA, IHC, IP, WB
MAPK13	60252-1-Ig	Mouse Mono	ELISA, WB
MAPK6	12839-1-AP	Rabbit Poly	ELISA, WB
MAPK7	10036-2-AP	Rabbit Poly	ELISA, WB
MAPRE2	10364-1-AP	Rabbit Poly	ELISA, IF, WB
MARCH5	12213-1-AP	Rabbit Poly	ELISA, IHC, IP, WB
MARK2	15492-1-AP	Rabbit Poly	ELISA, IHC, IP, WB
MATK	10082-2-AP	Rabbit Poly	ELISA, IHC, WB
MCL1	15 16225-1-AP	Rabbit Poly	ELISA, IHC, IP, WB
MCL1	3 66026-1-Ig	Mouse Mono	ELISA, IF, IHC, WB
MCL1L-specific	15825-1-AP	Rabbit Poly	ELISA, IHC
MCM10	4 12251-1-AP	Rabbit Poly	ELISA, IF, WB
MCM2	3 10513-1-AP	Rabbit Poly	ELISA, IHC, IP, WB
MCM3	15597-1-AP	Rabbit Poly	ELISA, IP, WB
MCM4	13043-1-AP	Rabbit Poly	ELISA, IP, WB
MCM5	11703-1-AP	Rabbit Poly	ELISA, IF, IHC, IP, WB

More validation images available on our website.































Antibody Name	Cat. No.	Type	Applications
MCM6	2 13347-2-AP	Rabbit Poly	ELISA, IF, IHC, IP, WB
MCM7	11225-1-AP	Rabbit Poly	ELISA, FC, IF, IHC, IP, WB
MCM8	16451-1-AP	Rabbit Poly	ELISA, IP, WB
MCM-BP	19573-1-AP	Rabbit Poly	ELISA, WB
MDC1	24721-1-AP	Rabbit Poly	ELISA, IF, IHC
MDMX	2 17914-1-AP	Rabbit Poly	ELISA, WB
MEA1	10267-1-AP	Rabbit Poly	ELISA, IHC, WB
MEF2A	12382-1-AP	Rabbit Poly	ELISA, WB
MEF2C	15 10056-1-AP	Rabbit Poly	ELISA, IF, IHC, IP, WB
MEF2C	16953-1-AP	Rabbit Poly	ELISA, WB
MEF2C	18290-1-AP	Rabbit Poly	ELISA, IHC, WB
MEF2C	18291-1-AP	Rabbit Poly	ELISA, IHC, WB
MEF2C	20326-1-AP	Rabbit Poly	ELISA, IHC, WB
MEF2C	60124-2-Ig	Mouse Mono	ELISA, IHC, WB
MEF2C-Specific	18293-1-AP	Rabbit Poly	ELISA, IHC
MEIS2	11550-1-AP	Rabbit Poly	ELISA, IHC, WB
MEIS3	12775-1-AP	Rabbit Poly	ELISA, WB
MEN1	15159-1-AP	Rabbit Poly	ELISA, IP, WB
METT10D	19924-1-AP	Rabbit Poly	ELISA, IHC, WB
METTL6	16527-1-AP	Rabbit Poly	ELISA, IHC, WB
MGMT	17195-1-AP	Rabbit Poly	ELISA, IHC, IP, WB
Mhc	3 10799-1-AP	Rabbit Poly	ELISA, WB
Midkine	11009-1-AP	Rabbit Poly	ELISA, IF, IHC
MIF	20415-1-AP	Rabbit Poly	ELISA, IHC, IP, WB
MIG6; ERRF1	4 11630-1-AP	Rabbit Poly	ELISA, IF, IHC, WB
MITD1	2 17264-1-AP	Rabbit Poly	ELISA, IF, WB
MIXL1	22772-1-AP	Rabbit Poly	ELISA, IF, WB
MKL1	2 21166-1-AP	Rabbit Poly	ELISA, IF, IHC, WB
MLF1	13100-1-AP	Rabbit Poly	ELISA, IHC, IP, WB
MLF2	11835-1-AP	Rabbit Poly	ELISA, IF, IHC, WB
MLK3	11996-1-AP	Rabbit Poly	ELISA, IF, IHC, WB


Antibody Name	Cat. No.	Type	Applications
MMP19	14244-1-AP	Rabbit Poly	ELISA, IF, IHC, IP, WB
MMS2	10689-1-AP	Rabbit Poly	ELISA, IF, IHC, WB
MNAT1	11719-1-AP	Rabbit Poly	ELISA, IF, IP, WB
MNDA	13576-1-AP	Rabbit Poly	ELISA, WB
MNT	23742-1-AP	Rabbit Poly	ELISA, IF, WB
MOF	2 13842-1-AP	Rabbit Poly	ELISA, IP, WB
MOK	23926-1-AP	Rabbit Poly	ELISA, FC, IF, IHC, WB
MORC1	14080-1-AP	Rabbit Poly	ELISA, WB
MORF4L1	55257-1-AP	Rabbit Poly	ELISA, IF, IHC, IP, WB
MPP8	2 16796-1-AP	Rabbit Poly	ELISA, IF, IP, WB
MRPS15	2 17006-1-AP	Rabbit Poly	ELISA, IF, IHC, WB
MT3	12179-1-AP	Rabbit Poly	ELISA, IHC
MTCP1NB	10235-1-AP	Rabbit Poly	ELISA
MTOR	13 20657-1-AP	Rabbit Poly	ELISA, IF, IHC, IP, WB
MTP18	14257-1-AP	Rabbit Poly	ELISA, IHC, IP, WB
MXD1	17888-1-AP	Rabbit Poly	ELISA, WB
MXD1	19547-1-AP	Rabbit Poly	ELISA, IP, WB
MYCBPAP	12763-1-AP	Rabbit Poly	ELISA, IF, WB
MYF6	11754-1-AP	Rabbit Poly	ELISA, WB
MYO16	18828-1-AP	Rabbit Poly	ELISA, IF, IHC, WB
MYO16	25104-1-AP	Rabbit Poly	ELISA, WB
MYOD1	3 18943-1-AP	Rabbit Poly	ELISA, IF, IHC, WB
MYST2	4 13751-1-AP	Rabbit Poly	ELISA, IF, IHC, IP, WB
NAB2	19601-1-AP	Rabbit Poly	ELISA, IHC, IP, WB
NANOG	4 14295-1-AP	Rabbit Poly	ELISA, IF, IHC, IP, WB
NANOS3	21679-1-AP	Rabbit Poly	ELISA, IHC, WB
NAP1L1	2 14898-1-AP	Rabbit Poly	ELISA, FC, IF, IHC, IP, WB
NASP	6 11323-1-AP	Rabbit Poly	ELISA, IF, IHC, IP, WB
NAT10	13365-1-AP	Rabbit Poly	ELISA, IF, IP, WB
NBN	55025-1-AP	Rabbit Poly	ELISA, IF, IP, WB
NCAPD3	16828-1-AP	Rabbit Poly	ELISA, IF, IP, WB

00 This number shows the amount of times our antibody has been cited in a publication.

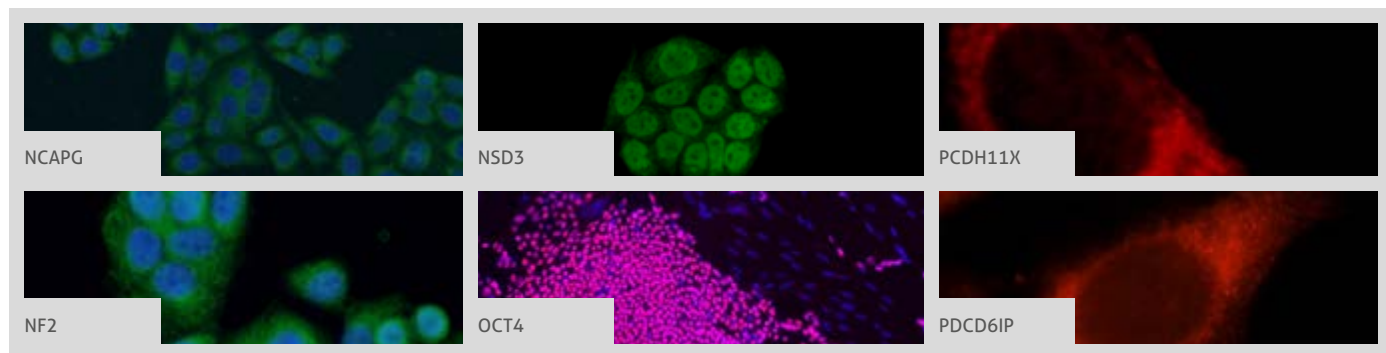
NCAPG
→ p107

Antibody Name	Cat. No.	Type	Applications
NCAPG	 24563-1-AP	Rabbit Poly	ELISA, IF, IHC, IP, WB
NCAPH	11515-1-AP	Rabbit Poly	ELISA, IF, IHC, IP, WB
NCK2	10206-1-AP	Rabbit Poly	ELISA, IHC, WB
NCOA6	25241-1-AP	Rabbit Poly	ELISA, IP
NDC80	18932-1-AP	Rabbit Poly	ELISA, IHC, IP, WB
NDE1	 10233-1-AP	Rabbit Poly	ELISA, IF, IHC, IP, WB
NDE1	60165-1-Ig	Mouse Mono	ELISA, WB
NDEL1	 17262-1-AP	Rabbit Poly	ELISA, IF, IP, WB
NDRG2	12015-1-AP	Rabbit Poly	ELISA, IP, WB
NDRG4	12184-1-AP	Rabbit Poly	ELISA, IF, IHC, WB
NEDD1	13993-1-AP	Rabbit Poly	ELISA, IF, IHC, IP, WB
NEK11	12710-1-AP	Rabbit Poly	ELISA, WB
NEK2	14233-1-AP	Rabbit Poly	ELISA, IF, WB
NEK2	24171-1-AP	Rabbit Poly	ELISA, IF, IHC, WB
NEK9	11192-1-AP	Rabbit Poly	ELISA, FC, IF, IHC, IP, WB
Neogenin-Specific	20246-1-AP	Rabbit Poly	ELISA, WB
Nestin	 19483-1-AP	Rabbit Poly	ELISA, IF, IHC, WB
Netrin G1	12910-2-AP	Rabbit Poly	ELISA, WB
NEURL	18898-1-AP	Rabbit Poly	ELISA, IP, WB
NEURL2	21263-1-AP	Rabbit Poly	ELISA, IHC, WB
NF2	10659-1-AP	Rabbit Poly	ELISA, WB
NF2	 21686-1-AP	Rabbit Poly	ELISA, IF, IHC, IP, WB
NFIA	11750-1-AP	Rabbit Poly	ELISA, IHC, IP, WB
NFIB	16671-1-AP	Rabbit Poly	ELISA, WB
NFIX-Specific	19708-1-AP	Rabbit Poly	ELISA, WB
NGEF	13271-1-AP	Rabbit Poly	ELISA, IP, WB
NGRN	14885-1-AP	Rabbit Poly	ELISA, IHC, WB
NIPBL	18792-1-AP	Rabbit Poly	ELISA, IF, WB
NKX3-1	13069-1-AP	Rabbit Poly	ELISA, WB
NME1	11086-2-AP	Rabbit Poly	ELISA, IF, IHC, IP, WB
NME5	12923-1-AP	Rabbit Poly	ELISA, IHC, WB
NOL8	12043-1-AP	Rabbit Poly	ELISA, IF, WB
NOLC1	11815-1-AP	Rabbit Poly	ELISA, IF, IHC, IP, WB
NOTCH1	 10062-2-AP	Rabbit Poly	ELISA, IP, WB
NOTCH1	 20687-1-AP	Rabbit Poly	ELISA, IF, IHC, IP, WB
NOTCH3	 55114-1-AP	Rabbit Poly	ELISA, IHC, IP, WB
NOX4	 14347-1-AP	Rabbit Poly	ELISA, FC, IF, IHC, IP, WB
NOX5	25350-1-AP	Rabbit Poly	ELISA, IF, IHC, WB
NPC1	 13926-1-AP	Rabbit Poly	ELISA, IF, IHC, WB

Antibody Name	Cat. No.	Type	Applications
NPC2	19888-1-AP	Rabbit Poly	ELISA, IHC, WB
NPY	 12833-1-AP	Rabbit Poly	ELISA, IHC
NR2E3	 14246-1-AP	Rabbit Poly	ELISA, FC, IF, IHC, WB
NR5A1	18658-1-AP	Rabbit Poly	ELISA, IHC, IP, WB
NRAS	 10724-1-AP	Rabbit Poly	ELISA, FC, IF, IHC, WB
NRD1	15630-1-AP	Rabbit Poly	ELISA, IF, IHC, WB
NRF1	 12482-1-AP	Rabbit Poly	ChIP, ELISA, IF, IP, WB
NRG1	10527-1-AP	Rabbit Poly	ELISA, IF, IHC, IP, WB
NSD3	  11345-1-AP	Rabbit Poly	ELISA, IF, IHC, WB
NSMCE2	13627-1-AP	Rabbit Poly	ELISA, IF, WB
NSUN2	 20854-1-AP	Rabbit Poly	ELISA, IF, IHC, IP, WB
NT5M	20765-1-AP	Rabbit Poly	ELISA, IP, WB
NUDC	 10681-1-AP	Rabbit Poly	ELISA, IF, IHC, IP, WB
NUDT6	 11181-1-AP	Rabbit Poly	ELISA, IF, IHC, IP, WB
NUF2	15731-1-AP	Rabbit Poly	ELISA, IP, WB
NuMA	16607-1-AP	Rabbit Poly	ELISA, WB
NUMB	11876-1-AP	Rabbit Poly	ELISA, WB
NUMB	 18701-1-AP	Rabbit Poly	ELISA, FC, IF, IHC, WB
NUMB	55321-1-AP	Rabbit Poly	ELISA, WB
NUMB	60137-1-Ig	Mouse Mono	ELISA, IF, WB
NUMBL	 10111-1-AP	Rabbit Poly	ELISA, IF, IHC, IP, WB
NUMBL	66155-1-Ig	Mouse Mono	ELISA, IHC, WB
NUP62	 13916-1-AP	Rabbit Poly	ELISA, IF, IP, WB
NUP98-NUP96	12329-1-AP	Rabbit Poly	ELISA, IP, WB
NUSAP1	 12024-1-AP	Rabbit Poly	ELISA, IF, IHC, IP, WB
NXN	 16128-1-AP	Rabbit Poly	ELISA, IF, IHC, IP, WB
OCT4	  11263-1-AP	Rabbit Poly	ELISA, IF, IHC, WB
OCT4	60242-1-Ig	Mouse Mono	ELISA, IHC, WB
ODF2	 12058-1-AP	Rabbit Poly	ELISA, IF, IHC, IP, WB
ODZ1	21696-1-AP	Rabbit Poly	ELISA, WB
OIP5	 12142-1-AP	Rabbit Poly	ELISA, IF, IHC, IP, WB
ORC2L	12739-1-AP	Rabbit Poly	ELISA, IP, WB
ORC4L	13026-1-AP	Rabbit Poly	ELISA, IF, WB
ORC5L	11542-1-AP	Rabbit Poly	ELISA, IHC, WB
ORC6	17784-1-AP	Rabbit Poly	ELISA, IHC, WB
OSGIN1	15248-1-AP	Rabbit Poly	ELISA, WB
OSMR	 10982-1-AP	Rabbit Poly	ELISA, IHC, WB
OVCA1	20112-1-AP	Rabbit Poly	ELISA, IF, IHC, WB
p107	13354-1-AP	Rabbit Poly	ELISA, IP, WB

 This number shows the amount of times our antibody has been cited in a publication.

More validation images available on our website.



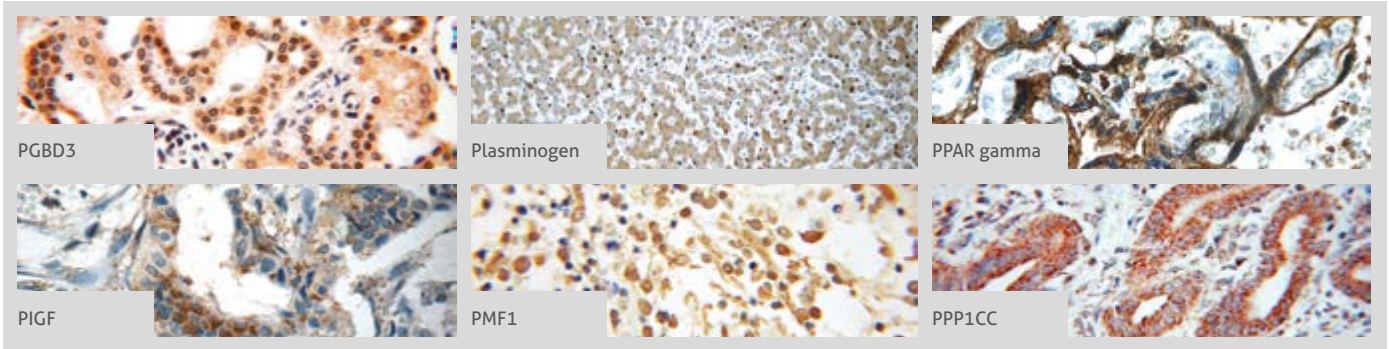
Antibody Name	Cat. No.	Type	Applications
p130Cas	16815-1-AP	Rabbit Poly	ELISA, IF, IHC, IP, WB
P16-INK4A	26 10883-1-AP	Rabbit Poly	ELISA, FC, IF, IHC, IP, WB
p19 INK4d	10272-2-AP	Rabbit Poly	ELISA, IF, IHC, WB
P21	10240-1-AP	Rabbit Poly	ELISA, IF
P21	3 60214-1-Ig	Mouse Mono	ELISA, WB
P21;CDKN1A	46 10355-1-AP	Rabbit Poly	ELISA, FC, IF, IHC, IP, WB
p35	18346-1-AP	Rabbit Poly	ELISA, IP, WB
P53	69 10442-1-AP	Rabbit Poly	ELISA, IF, IHC, IP, WB
P53	60283-1-Ig	Mouse Mono	ELISA, IHC, IP, WB
p63	12143-1-AP	Rabbit Poly	ELISA, IF, IHC, IP, WB
p65; RELA	85 10745-1-AP	Rabbit Poly	ELISA, FC, IF, IHC, IP, WB
PA2G4	10009-3-AP	Rabbit Poly	ELISA, WB
PA2G4	15348-1-AP	Rabbit Poly	ELISA, FC, IF, IHC, WB
PA2G4	66055-1-Ig	Mouse Mono	ELISA, IF, IHC, WB
PACT	3 10771-1-AP	Rabbit Poly	CoIP, ELISA, IF, IHC, IP, WB
Pan-PAX	21383-1-AP	Rabbit Poly	ELISA, IF, IHC, IP, WB
PARD3	5 11085-1-AP	Rabbit Poly	ELISA, FC, IF, IHC, IP, WB
PARD6B	13996-1-AP	Rabbit Poly	ELISA, FC, IF, IHC, IP, WB
PARK7, DJ-1	3 11681-1-AP	Rabbit Poly	ELISA, IF, IHC, IP, WB
PAWR	20688-1-AP	Rabbit Poly	ELISA, IHC, WB
PAX4	13018-2-AP	Rabbit Poly	ELISA, IF
PAX4	21387-1-AP	Rabbit Poly	ELISA, WB
PAX4	66064-1-Ig	Mouse Mono	ELISA, WB
PAX4	66064-2-Ig	Mouse Mono	ELISA, WB
PAX6	7 12323-1-AP	Rabbit Poly	ELISA, FC, IF, IHC, IP, WB
PAX8	183 10336-1-AP	Rabbit Poly	ELISA, FC, IF, IHC, IP, WB
PAX8	60145-4-Ig	Mouse Mono	ELISA, IHC, WB
PAX8-Specific	66073-1-Ig	Mouse Mono	ELISA, IHC, WB
PBXIP1	6 12102-1-AP	Rabbit Poly	ELISA, IF, IHC, IP, WB

Antibody Name	Cat. No.	Type	Applications
PCAF	13983-1-AP	Rabbit Poly	ELISA, IHC, IP
PCDH1	13645-1-AP	Rabbit Poly	ELISA, WB
PCDH11X	20070-1-AP	Rabbit Poly	ELISA, IF, IHC, WB
PCDH11Y	20069-1-AP	Rabbit Poly	ELISA, WB
PCDH9	25090-1-AP	Rabbit Poly	ELISA, IHC, IP, WB
PCNA	55 10205-2-AP	Rabbit Poly	ELISA, FC, IF, IHC, IP, WB
PCNA	24036-1-AP	Rabbit Poly	ELISA, IF, IHC, IP, WB
PCNA	5 60097-1-Ig	Mouse Mono	ELISA, FC, IF, IHC, IP, WB
PCNP	11180-2-AP	Rabbit Poly	ELISA, IF, IHC, IP, WB
PCTAIRE1	10102-1-AP	Rabbit Poly	ELISA, WB
PCTAIRE3	12207-1-AP	Rabbit Poly	ELISA, WB
PDAP1	15081-1-AP	Rabbit Poly	ELISA, IF, IHC, WB
PDCD6IP	5 12422-1-AP	Rabbit Poly	ELISA, IF, IP, WB
PD-ECGF	2 12383-1-AP	Rabbit Poly	ELISA, IHC, WB
PDGFD	2 14075-1-AP	Rabbit Poly	ELISA, IHC
PDGFRA	60045-1-Ig	Mouse Mono	ELISA, WB
PDGFRB	13449-1-AP	Rabbit Poly	ELISA, FC, WB
PD-L1/CD274	6 17952-1-AP	Rabbit Poly	ELISA, IF, IHC, IP, WB
PDLIM7	6 10221-1-AP	Rabbit Poly	ELISA, IF, IHC, IP, WB
PDLIM7	17080-1-AP	Rabbit Poly	ELISA, IHC, WB
PDS5A	17485-1-AP	Rabbit Poly	ELISA, IF, IHC, WB
PDS5B	18796-1-AP	Rabbit Poly	ELISA, WB
PDXK	15309-1-AP	Rabbit Poly	ELISA, IHC, WB
PDZK1	3 10507-2-AP	Rabbit Poly	ELISA, IHC, IP, WB
PEG10	14412-1-AP	Rabbit Poly	ELISA, IF, IHC, WB
PELO	10582-1-AP	Rabbit Poly	ELISA, IF, IHC, IP, WB
peptide YY	24294-1-AP	Rabbit Poly	ELISA, IHC
PES1	13553-1-AP	Rabbit Poly	ELISA, IHC, WB
PFDN1	11033-2-AP	Rabbit Poly	ELISA, IHC, WB
PFTK1	21612-1-AP	Rabbit Poly	ELISA, IF, IHC, WB

00 This number shows the amount of times our antibody has been cited in a publication.


PGBD3
→ PPP6C

More validation images available on our website. 

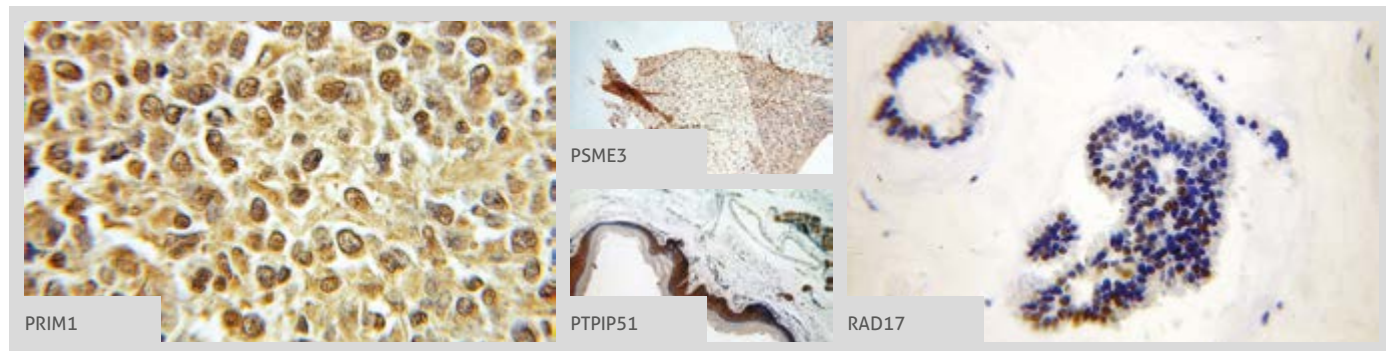


Antibody Name	Cat. No.	Type	Applications
PGBD3	 17639-1-AP	Rabbit Poly	ELISA, IHC, WB
phospho (403/404)-TDP43	66079-1-Ig	Mouse Mono	ELISA, WB
phospho (409/410)-TDP43	 22309-1-AP	Rabbit Poly	ELISA, IF, IHC, WB
phospho-CHC1 (Ser12)	14444-1-AP	Rabbit Poly	ELISA, IF, IHC, WB
phospho-CHC1 (Ser12)	60089-1-Ig	Mouse Mono	ELISA, IHC, WB
PIGF	 10642-1-AP	Rabbit Poly	ELISA, IF, IHC, IP, WB
PIK3R5	13329-1-AP	Rabbit Poly	ELISA, IF, IHC, WB
PIK3R6	55311-1-AP	Rabbit Poly	ELISA, IHC, WB
PIN1	10495-1-AP	Rabbit Poly	ELISA, IF, IHC, IP, WB
PINX1	 12368-1-AP	Rabbit Poly	ELISA, IF, IHC, WB
PKC alpha	21991-1-AP	Rabbit Poly	ELISA, IF, IHC, IP, WB
PKC beta	 12919-1-AP	Rabbit Poly	ELISA, IHC, IP, WB
PKC delta	14188-1-AP	Rabbit Poly	ELISA, IP, WB
PKC delta	19132-1-AP	Rabbit Poly	ELISA, IF, IHC, IP, WB
PKC epsilon	 20877-1-AP	Rabbit Poly	ELISA, FC, IF, IHC, IP, WB
PKC gamma	14364-1-AP	Rabbit Poly	ELISA, FC, IF, IHC, IP, WB
PKC iota	13883-1-AP	Rabbit Poly	ELISA, IF, IHC, IP, WB
PKC zeta	10860-1-AP	Rabbit Poly	ELISA, IHC, WB
PKMYT1	55098-1-AP	Rabbit Poly	ELISA, WB
PKN2	14608-1-AP	Rabbit Poly	ELISA, FC, IF, IP, WB
PLA2G4D	13345-1-AP	Rabbit Poly	ELISA, IHC, WB
PLA2G4E	18088-1-AP	Rabbit Poly	ELISA, IHC, WB
PLA2G4F	21411-1-AP	Rabbit Poly	ELISA, IHC
Plasminogen	  16776-1-AP	Rabbit Poly	ELISA, IF, IHC, IP, WB
Plasminogen	17462-1-AP	Rabbit Poly	ELISA, WB
Plasminogen	18300-1-AP	Rabbit Poly	ELISA, IF, IHC, WB
PLK1	10305-1-AP	Rabbit Poly	ELISA, IHC, WB
phospho-PLK (S326)	19553-1-AP	Rabbit Poly	ELISA, IHC, WB
PLK2	15956-1-AP	Rabbit Poly	ELISA, IP, WB

Antibody Name	Cat. No.	Type	Applications
PLK3	 10977-1-AP	Rabbit Poly	ELISA, IF, IHC, WB
PLK4	 12952-1-AP	Rabbit Poly	ELISA, IHC, WB
PMF1	 11190-2-AP	Rabbit Poly	ELISA, IF, IHC, WB
POLA2	21778-1-AP	Rabbit Poly	ELISA, IF, WB
POLD1	15646-1-AP	Rabbit Poly	ELISA, IP, WB
POLD2	10288-1-AP	Rabbit Poly	ELISA, WB
POLD3	21935-1-AP	Rabbit Poly	ELISA, IF, IHC, IP, WB
POLE3	15278-1-AP	Rabbit Poly	ELISA, IF, IHC, IP, WB
POLG2	10997-2-AP	Rabbit Poly	ELISA, IF, IHC, WB
POLI	 13635-1-AP	Rabbit Poly	ELISA, IHC, IP, WB
POLK	14455-1-AP	Rabbit Poly	ELISA, IHC, WB
POLM	14873-1-AP	Rabbit Poly	ELISA, IHC, WB
POU3F3-Specific	18999-1-AP	Rabbit Poly	ELISA, IHC, WB
PPAR gamma	 16643-1-AP	Rabbit Poly	ELISA, IF, IHC, IP, WB
PPAR gamma	 22061-1-AP	Rabbit Poly	ELISA, IF, IHC, WB
PPAR gamma	60127-1-Ig	Mouse Mono	ELISA, IHC, WB
PPARA	 15540-1-AP	Rabbit Poly	ELISA, IHC, IP, WB
PPARD	10156-2-AP	Rabbit Poly	ELISA, IHC, WB
PPARD	60193-1-Ig	Mouse Mono	ELISA, WB
PPBP,NAP2	13313-1-AP	Rabbit Poly	ELISA, IHC, WB
PPP1CB	 10140-2-AP	Rabbit Poly	ELISA, IF, IHC, IP, WB
PPP1CB	55136-1-AP	Rabbit Poly	ELISA, IF, WB
PPP1CC	  11082-1-AP	Rabbit Poly	ELISA, IF, IHC, IP, WB
PPP1CC	55150-1-AP	Rabbit Poly	ELISA, IF, IHC, IP, WB
PPP1R13L	18590-1-AP	Rabbit Poly	ELISA, IF, IHC, IP, WB
PPP1R13L	51141-1-AP	Rabbit Poly	ELISA, IHC, WB
PPP1R8	16115-1-AP	Rabbit Poly	ELISA, IF, IHC, WB
PPP1R9A	18801-1-AP	Rabbit Poly	ELISA, IF, WB
PPP1R9B	55129-1-AP	Rabbit Poly	ELISA, IHC, IP, WB
PPP2R3B	24502-1-AP	Rabbit Poly	ELISA, WB
PPP6C	15852-1-AP	Rabbit Poly	ELISA, IP, WB

 This number shows the amount of times our antibody has been cited in a publication.

More validation images available on our website.



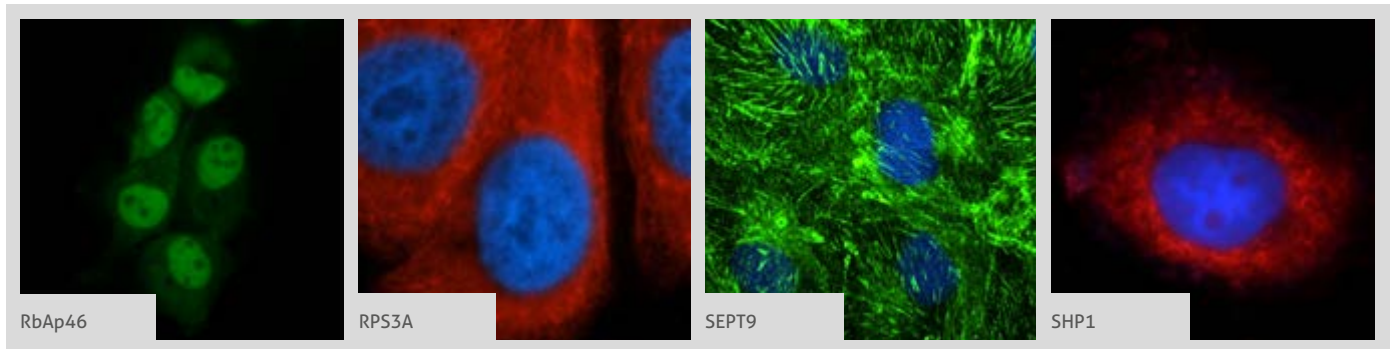
Antibody Name	Cat. No.	Type	Applications
PRAME	11438-1-AP	Rabbit Poly	ELISA, IP, WB
PRC1	10110-2-AP	Rabbit Poly	ELISA, WB
PRC1	15617-1-AP	Rabbit Poly	ELISA, IF, IHC, IP, WB
PRDM4	13792-1-AP	Rabbit Poly	ELISA, WB
PRDX1	5 15816-1-AP	Rabbit Poly	ELISA, FC, IF, IHC, IP, WB
PRDX1	20568-1-AP	Rabbit Poly	ELISA, IF, WB
PRIM1	10773-1-AP	Rabbit Poly	ELISA, IF, IHC, IP, WB
PRIM2	11788-1-AP	Rabbit Poly	ELISA, WB
PRKACA	55388-1-AP	Rabbit Poly	ELISA, IHC, IP, WB
PRKACB	12232-1-AP	Rabbit Poly	ELISA, IF, IHC, IP, WB
PRKACB	55382-1-AP	Rabbit Poly	ELISA, IHC, WB
PRKD2	11623-1-AP	Rabbit Poly	ELISA, IHC, IP, WB
PRKX	16651-1-AP	Rabbit Poly	ELISA, WB
PRMT5	18436-1-AP	Rabbit Poly	ELISA, IHC, WB
Prohibitin	6 10787-1-AP	Rabbit Poly	ELISA, IF, IHC, WB
Prohibitin	60092-1-Ig	Mouse Mono	ELISA, IF, IHC, WB
Prohibitin 2	5 12295-1-AP	Rabbit Poly	ELISA, IF, IHC, IP, WB
PROK2	24906-1-AP	Rabbit Poly	ELISA, IHC
Prothymosin alpha	10480-1-AP	Rabbit Poly	ELISA, IHC
PROX1	4 11067-2-AP	Rabbit Poly	ChIP, ELISA, FC, IF, IHC, WB
PROX1	19554-1-AP	Rabbit Poly	ELISA, WB
PROX1	8 51043-1-AP	Rabbit Poly	ChIP, CoIP, ELISA, IF, IHC, WB
PRR5	17948-1-AP	Rabbit Poly	ELISA, IF, IHC, IP, WB
PSF2	3 16247-1-AP	Rabbit Poly	ELISA, IF, WB
PSMD7	16034-1-AP	Rabbit Poly	ELISA, FC, IF, IP, WB
PSME3	14907-1-AP	Rabbit Poly	ELISA, IF, IHC, IP, WB
PSME4	18799-1-AP	Rabbit Poly	ELISA, IF, IP, WB
PTCH1	10 17520-1-AP	Rabbit Poly	ELISA, IHC, WB
PTEN	9 22034-1-AP	Rabbit Poly	ELISA, IF, IHC, WB
PTEN	5 60300-1-Ig	Mouse Mono	ELISA, IF, IHC, WB

Antibody Name	Cat. No.	Type	Applications
PTGES	10596-1-AP	Rabbit Poly	ELISA
PTHLH	10817-1-AP	Rabbit Poly	ELISA, WB
PTMS	12106-1-AP	Rabbit Poly	ELISA, IF, WB
PTN	2 10821-1-AP	Rabbit Poly	ELISA, IHC, WB
PTP4A1/PRL1	3 11508-1-AP	Rabbit Poly	ELISA, IHC, WB
PTPIP51	20641-1-AP	Rabbit Poly	ELISA, IF, IHC, IP, WB
PTPRA	13079-1-AP	Rabbit Poly	ELISA, IHC, IP, WB
PTPRE	13922-1-AP	Rabbit Poly	ELISA, IHC, WB
PUM2	11586-1-AP	Rabbit Poly	ELISA, WB
PYK2	10044-2-AP	Rabbit Poly	ELISA, IHC, WB
PYK2	17592-1-AP	Rabbit Poly	ELISA, IHC, IP, WB
QSOX1	8 12713-1-AP	Rabbit Poly	ELISA, IHC, IP, WB
RACGAP1	13739-1-AP	Rabbit Poly	ELISA, IF, IHC, IP, WB
RACGAP1	66056-1-Ig	Mouse Mono	ELISA, IF, IHC, WB
RACK1	10076-1-AP	Rabbit Poly	ELISA, IF, IHC, WB
RAD1	11726-2-AP	Rabbit Poly	ELISA, IF, IHC, IP, WB
RAD17	13358-1-AP	Rabbit Poly	ELISA, IF, IHC, WB
RAD9A	13035-1-AP	Rabbit Poly	ELISA, IF, WB
RAF1	12388-1-AP	Rabbit Poly	ELISA, IHC
RALA	13629-1-AP	Rabbit Poly	ELISA, WB
RALB	12340-1-AP	Rabbit Poly	ELISA, IHC, WB
RAN	10469-1-AP	Rabbit Poly	ELISA, IF, IHC, IP, WB
RAP1B	4 10840-1-AP	Rabbit Poly	ELISA, WB
RARB	14013-1-AP	Rabbit Poly	ELISA, IF, IHC
RARG	2 11424-1-AP	Rabbit Poly	ChIP, ELISA, IP, WB
RARRES3	12065-1-AP	Rabbit Poly	ELISA, IHC, WB
RASGRF1	3 12958-1-AP	Rabbit Poly	ELISA, IP, WB
RASSF4	19118-1-AP	Rabbit Poly	ELISA, IHC, WB
Rb	5 17218-1-AP	Rabbit Poly	ELISA, WB
RB1	15 10048-2-Ig	Rabbit Poly	ELISA, IHC, IP, WB
RB1CC1	14 10043-2-AP	Rabbit Poly	ELISA, IF, IHC, IP, WB


00 This number shows the amount of times our antibody has been cited in a publication.

RB1CC1
→ **S100A11**

More validation images available on our website. 



Antibody Name	Cat. No.	Type	Applications
RB1CC1	10069-1-AP	Rabbit Poly	ELISA, IF, IHC, WB
RB1CC1	8 17250-1-AP	Rabbit Poly	ELISA, IF, IHC, IP, WB
RB1CC1	21269-1-AP	Rabbit Poly	ELISA, WB
RbAp46	 20365-1-AP	Rabbit Poly	ELISA, IF, IHC, IP, WB
RBAP48	14557-1-AP	Rabbit Poly	ELISA, IF, IHC, WB
RBAP48	20364-1-AP	Rabbit Poly	ELISA, IF, IHC, IP, WB
RBAP48	66060-1-Ig	Mouse Mono	ELISA, FC, IHC, WB
RBBP8	12624-1-AP	Rabbit Poly	ELISA, WB
RBL2	12685-1-AP	Rabbit Poly	ELISA
RBM14	10196-1-AP	Rabbit Poly	ELISA, WB
RBMS1	11061-2-AP	Rabbit Poly	ELISA, IF, IP, WB
RCAS1	12255-1-AP	Rabbit Poly	ELISA, IF, IHC, IP, WB
RCAS1	66170-1-Ig	Mouse Mono	ELISA, IHC, WB
RCBTB1	55255-1-AP	Rabbit Poly	ELISA, WB
RCC1	10697-1-AP	Rabbit Poly	ELISA, IHC, WB
RCC1	22142-1-AP	Rabbit Poly	ELISA, IF, IHC, IP, WB
RCC1	22335-1-AP	Rabbit Poly	ELISA, IF, IHC, IP, WB
REC8	5 10793-1-AP	Rabbit Poly	ELISA, IF, WB
RELB	25027-1-AP	Rabbit Poly	ELISA, IF, IHC, IP, WB
Renin	14291-1-AP	Rabbit Poly	ELISA, IF, IHC, WB
RERG	10687-1-AP	Rabbit Poly	ELISA, IHC, WB
RFC2	2 10410-1-AP	Rabbit Poly	ELISA, IF, WB
RFC3	11814-1-AP	Rabbit Poly	ELISA, IF, WB
RFC4	10806-1-AP	Rabbit Poly	ELISA, FC, IF, WB
RFC5	10385-1-AP	Rabbit Poly	ELISA, WB
RFP2	22021-1-AP	Rabbit Poly	ELISA, IHC, IP, WB
RGS14	16258-1-AP	Rabbit Poly	ELISA, IP, WB
RGS2	2 10678-1-AP	Rabbit Poly	ELISA, IF, IHC, WB
RHEB	2 15924-1-AP	Rabbit Poly	ELISA, IHC, WB
RHOA	22 10749-1-AP	Rabbit Poly	ELISA, IF, IHC, WB
RINT1	14567-1-AP	Rabbit Poly	ELISA, IF, IHC, WB

Antibody Name	Cat. No.	Type	Applications
RIOK3	13593-1-AP	Rabbit Poly	ELISA, IF, IHC, IP, WB
RMI1	2 14630-1-AP	Rabbit Poly	ELISA, IHC, IP, WB
RNASEH2A	16132-1-AP	Rabbit Poly	ELISA, IHC, IP, WB
RNF151	24708-1-AP	Rabbit Poly	ELISA, IHC, WB
RNF17	24302-1-AP	Rabbit Poly	ELISA, IHC, IP, WB
ROBO1-Specific	2 20219-1-AP	Rabbit Poly	ELISA, IP, WB
ROBO3	11982-1-AP	Rabbit Poly	ELISA, IHC, WB
ROBO3-Specific	20220-1-AP	Rabbit Poly	ELISA, IHC, WB
ROBO4-Specific	20221-1-AP	Rabbit Poly	ELISA, WB
ROGDI	2 17047-1-AP	Rabbit Poly	ELISA, IF, IHC, IP, WB
RON, MST1R	11053-1-AP	Rabbit Poly	ELISA, WB
RORC	13205-1-AP	Rabbit Poly	ELISA, WB
RPA1	12448-1-AP	Rabbit Poly	ELISA, WB
RPA2	10412-1-AP	Rabbit Poly	ELISA, IF, IHC, IP, WB
RPA3	10692-1-AP	Rabbit Poly	ELISA
RPS21	16946-1-AP	Rabbit Poly	ELISA, IF, WB
RPS27	15355-1-AP	Rabbit Poly	ELISA, IF, IHC, IP, WB
RPS3A	 14123-1-AP	Rabbit Poly	ELISA, FC, IF, IHC, IP, WB
RPS6KL1	24757-1-AP	Rabbit Poly	ELISA, IHC, WB
RRAS	11647-1-AP	Rabbit Poly	ELISA, IHC, IP, WB
RRM1	31 10526-1-AP	Rabbit Poly	ELISA, FC, IF, IHC, IP, WB
RRM1	60073-2-Ig	Mouse Mono	ELISA, IF, IHC, IP, WB
RRM1-Specific	19686-1-AP	Rabbit Poly	ELISA, IF, WB
RRM2	11661-1-AP	Rabbit Poly	ELISA, IHC, IP, WB
RUVBL1	16 10210-2-AP	Rabbit Poly	ChIP, ELISA, IF, IHC, IP, Pull-down, RIP, WB
RUVBL1	60032-1-Ig	Mouse Mono	ELISA, IF, IHC, WB
RXRA	2 21218-1-AP	Rabbit Poly	ELISA, IF, IHC, IP, WB
RXRA	60198-1-Ig	Mouse Mono	ELISA, WB
RXRA	60198-1-Ig	Mouse Mono	ELISA, WB
S100A11	22 10237-1-AP	Rabbit Poly	ColIP, ELISA, FC, IF, IHC, IP, WB

00 This number shows the amount of times our antibody has been cited in a publication.


S100A11
SMCS ←

Antibody Name	Cat. No.	Type	Applications
S100A11	3 60024-1-Ig	Mouse Mono	Antibody Neutralization, ELISA, IHC, WB
S100A13	14987-1-AP	Rabbit Poly	ELISA, IF, IHC, WB
S100A6	7 10245-1-AP	Rabbit Poly	ELISA, FC, IF, IHC, IP, WB
S100A6	66098-1-Ig	Mouse Mono	ELISA, IF, IHC, WB
S100B	3 15146-1-AP	Rabbit Poly	ELISA, IF, IHC, WB
S1PR1/EDG1	2 55133-1-AP	Rabbit Poly	ELISA, IHC, IP, WB
Sam68	2 10222-1-AP	Rabbit Poly	ELISA, FC, IF, IHC, IP, WB
SASS6	21377-1-AP	Rabbit Poly	ELISA, IHC, IP, WB
SCC4	24770-1-AP	Rabbit Poly	ELISA, WB
SCIN	11579-1-AP	Rabbit Poly	ELISA, IF, IHC, IP, WB
SCP3	23024-1-AP	Rabbit Poly	ELISA, IF, IP, WB
Securin/PTTG1	18040-1-AP	Rabbit Poly	ELISA, IF
Seladin 1	3 10471-1-AP	Rabbit Poly	ELISA, IHC, WB
SEMA3D	13029-1-AP	Rabbit Poly	ELISA, WB
SEMA4A	12288-2-AP	Rabbit Poly	ELISA, WB
SEMA4B	16934-1-AP	Rabbit Poly	ELISA, IF, IP, WB
SEMA4F	12474-1-AP	Rabbit Poly	ELISA, IP, WB
SENP5-Specific	19529-1-AP	Rabbit Poly	ELISA, IHC, IP, WB
SEPT1	11370-1-AP	Rabbit Poly	ELISA, WB
SEPT10	12420-1-AP	Rabbit Poly	ELISA, IHC, WB
SEPT11	14672-1-AP	Rabbit Poly	ELISA, IF, IHC, IP, WB
SEPT14	24590-1-AP	Rabbit Poly	ELISA, WB
SEPT2	6 11397-1-AP	Rabbit Poly	ELISA, FC, IF, IHC, IP, WB
SEPT2	3 60075-1-Ig	Mouse Mono	ELISA, IF, IHC, WB
SEPT4	12476-1-AP	Rabbit Poly	ELISA, IP, WB
SEPT5	11631-1-AP	Rabbit Poly	ELISA, IF, IHC, IP, WB
SEPT6	3 12805-1-AP	Rabbit Poly	ELISA, IF, IHC, IP, WB
SEPT7	6 13818-1-AP	Rabbit Poly	ELISA, IF, IHC, WB
SEPT8	2 11769-1-AP	Rabbit Poly	ELISA, IF, IHC, IP, WB
SEPT8	66188-1-Ig	Mouse Mono	ELISA, WB
SEPT9	4 10769-1-AP	Rabbit Poly	ELISA, FC, IF, IHC, IP, WB
SERPINE2	11303-1-AP	Rabbit Poly	ELISA, IHC, IP, WB
SESN1	21668-1-AP	Rabbit Poly	ELISA, WB
SESN1	55010-1-AP	Rabbit Poly	ELISA, IP, WB
SET	3 55201-1-AP	Rabbit Poly	ELISA, IHC, WB
SETD8	14063-1-AP	Rabbit Poly	ELISA, WB
SFRP2	2 12189-1-AP	Rabbit Poly	ELISA, IHC, WB

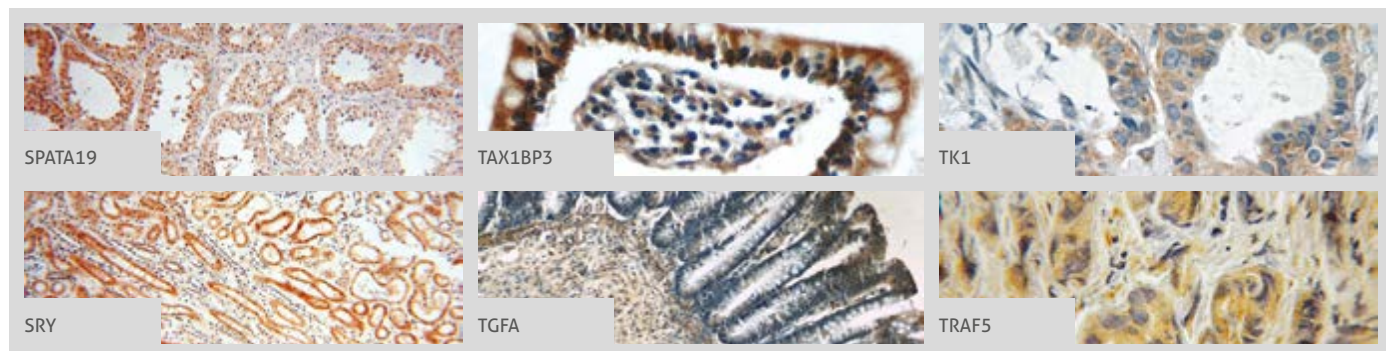
Antibody Name	Cat. No.	Type	Applications
SFRP4	15328-1-AP	Rabbit Poly	ELISA, IHC, IP, WB
SGOL1	2 16977-1-AP	Rabbit Poly	ELISA, IHC, WB
SGSM3	20825-1-AP	Rabbit Poly	ELISA, IF, IHC, IP, WB
SH2D2A	18539-1-AP	Rabbit Poly	ELISA, FC, IHC, WB
SH3BP4	17691-1-AP	Rabbit Poly	ELISA, IF, IP, WB
SHC3	12436-1-AP	Rabbit Poly	ELISA, IHC, IP, WB
SHH	3 20697-1-AP	Rabbit Poly	ELISA, FC, IF, IHC, IP, WB
SHP1	2 24546-1-AP	Rabbit Poly	ELISA, IF, IHC, IP, WB
SHP2	3 20145-1-AP	Rabbit Poly	ELISA, IF, IHC, IP, WB
SIAH1	13886-1-AP	Rabbit Poly	ELISA, WB
SIK1	4 51045-1-AP	Rabbit Poly	ELISA, IF, IHC, WB
SIM2	21069-1-AP	Rabbit Poly	ELISA, IP, WB
SIPA1	12691-1-AP	Rabbit Poly	ELISA, WB
SIRP gamma	11857-1-AP	Rabbit Poly	ELISA, WB
SIRT1	21 13161-1-AP	Rabbit Poly	ELISA, IF, IHC, IP, WB
SIRT1	60303-1-Ig	Mouse Mono	ELISA, IF, IHC, IP, WB
SIRT2	15345-1-AP	Rabbit Poly	ELISA, IHC, IP, WB
SIRT2	19655-1-AP	Rabbit Poly	ELISA, IF, IHC, IP, WB
SKAP2	7 12926-1-AP	Rabbit Poly	ELISA, IF, IHC, IP, WB
SKAP55	14724-1-AP	Rabbit Poly	ELISA, IHC, WB
SKAP55	19247-1-AP	Rabbit Poly	ELISA, IHC, WB
SKIL	19218-1-AP	Rabbit Poly	ELISA, IP, WB
SKP2	4 15010-1-AP	Rabbit Poly	ELISA, IF, IHC, IP, WB
SLAM/CD150	10949-2-AP	Rabbit Poly	ELISA, WB
SLAM/CD150	60043-1-Ig	Mouse Mono	ELISA, WB
SLAMF7	12905-1-AP	Rabbit Poly	ELISA, WB
SLC7A5	13752-1-AP	Rabbit Poly	ELISA, IHC, WB
SLD5	13315-1-AP	Rabbit Poly	ELISA, WB
SLIT2-Specific	20217-1-AP	Rabbit Poly	ELISA, FC, IF, IHC, IP, WB
SMAD1	10429-1-AP	Rabbit Poly	ELISA, IF, IP, WB
SMAD2	14 12570-1-AP	Rabbit Poly	ELISA, IF, IHC, IP, WB
SMAD3	5 25494-1-AP	Rabbit Poly	ELISA, IF, IHC, WB
SMAD4	3 10231-1-AP	Rabbit Poly	ELISA, IHC, IP, WB
SMAD4	51069-2-AP	Rabbit Poly	ELISA, IF, IHC, WB
SMAD4	51144-1-AP	Rabbit Poly	ELISA, IHC, WB
SMARCB1	20654-1-AP	Rabbit Poly	ELISA, IHC, IP, WB
SMC1A	21695-1-AP	Rabbit Poly	ELISA, WB
SMC3	14185-1-AP	Rabbit Poly	ELISA, IF, WB
SMC5	14178-1-AP	Rabbit Poly	ELISA, IF, WB

SMEK2
 → TBX5

Antibody Name	Cat. No.	Type	Applications
SMEK2	20348-1-AP	Rabbit Poly	ELISA, IF, IHC, WB
SMURF1	55175-1-AP	Rabbit Poly	ELISA, IHC, WB
SMYD1-Specific	16151-1-AP	Rabbit Poly	ELISA, IHC, IP, WB
SNX18	21946-1-AP	Rabbit Poly	ELISA, WB
SNX9	3 15721-1-AP	Rabbit Poly	ELISA, IF, IHC, IP, WB
SOD2	9 24127-1-AP	Rabbit Poly	ELISA, IF, IHC, IP, WB
Somatostatin-Specific	17512-1-AP	Rabbit Poly	ELISA, IHC, WB
SOX10	10422-1-AP	Rabbit Poly	ELISA, WB
SOX17	24903-1-AP	Rabbit Poly	ELISA, WB
SOX8	20627-1-AP	Rabbit Poly	ELISA, IHC, WB
SP1	11 21962-1-AP	Rabbit Poly	ELISA, IF, IHC, IP, WB
SP2	25000-1-AP	Rabbit Poly	ELISA, WB
SPAG5	3 14726-1-AP	Rabbit Poly	ELISA, IF, IHC, IP, WB
Spartin, SPG20	9 13791-1-AP	Rabbit Poly	ELISA, FC, IF, IHC, IP, WB
SPAST	22792-1-AP	Rabbit Poly	ELISA, WB
SPATA19	 16656-1-AP	Rabbit Poly	ELISA, IHC, WB
SPATA2	11000-1-AP	Rabbit Poly	ELISA, IHC, WB
SPATA6	11849-1-AP	Rabbit Poly	ELISA, IHC, IP, WB
SPHK1	3 10670-1-AP	Rabbit Poly	ELISA, IF, IHC, WB
phospho-SPHK1 (S225)	19561-1-AP	Rabbit Poly	ELISA, WB
SPHK2	17096-1-AP	Rabbit Poly	ELISA, IHC, IP, WB
SPIN1	2 12105-1-AP	Rabbit Poly	ELISA, IF, IHC, IP, WB
SPIN1-Specific	19531-1-AP	Rabbit Poly	ELISA, IF, IHC, WB
SPIN2B	10107-2-AP	Rabbit Poly	ELISA, IHC, WB
SPIRE2	17757-1-AP	Rabbit Poly	ELISA, IHC, IP, WB
SPOCK1	12512-1-AP	Rabbit Poly	ELISA, IHC, WB
SPZ1	18931-1-AP	Rabbit Poly	ELISA, IF, IHC, WB
SRA1	18699-1-AP	Rabbit Poly	ELISA, IF, WB
SRA1	4 24655-1-AP	Rabbit Poly	ELISA, FC, IF, IHC, WB
SRC	9 11097-1-AP	Rabbit Poly	ELISA, FC, IF, IHC, IP, WB
SRGAP1	13252-1-AP	Rabbit Poly	ELISA, IHC, IP, WB
SRGAP2	22519-1-AP	Rabbit Poly	ELISA, IHC, IP, WB
SRGAP3	12823-1-AP	Rabbit Poly	ELISA, IHC, IP, WB
SRGAP3-Specific	20224-1-AP	Rabbit Poly	ELISA, IF, IHC, IP, WB
SRPK1	14073-1-AP	Rabbit Poly	ELISA, FC, IF, IHC, IP, WB
SRY	 17930-1-AP	Rabbit Poly	ELISA, IHC, WB
SSBP1	2 12212-1-AP	Rabbit Poly	ChIP, ELISA, WB
SSRP1	15696-1-AP	Rabbit Poly	ELISA, IF, IHC, IP, WB

Antibody Name	Cat. No.	Type	Applications
SSSCA1	12273-1-AP	Rabbit Poly	ELISA, IF, IP, WB
SSTR1	20587-1-AP	Rabbit Poly	ELISA, FC, WB
SSTR5	51029-2-AP	Rabbit Poly	ELISA, WB
STAG1	14015-1-AP	Rabbit Poly	ELISA, IF, WB
STAG2	19837-1-AP	Rabbit Poly	ELISA, IF, IHC, WB
STAMBP	2 11346-1-AP	Rabbit Poly	ELISA, IHC, WB
STAT4	13028-1-AP	Rabbit Poly	ELISA, WB
STAT4	51070-2-AP	Rabbit Poly	ELISA, IF, IHC, WB
STAT6	10257-1-AP	Rabbit Poly	ELISA, IHC, WB
STAT6	51073-1-AP	Rabbit Poly	ELISA, IHC, WB
Stathmin	5 11157-1-AP	Rabbit Poly	ELISA, IF, IHC, WB
Stathmin	66090-1-Ig	Mouse Mono	ELISA, IF, IHC, WB
STEAP3	17186-1-AP	Rabbit Poly	ELISA, IF, IHC, IP, WB
STRBP	17362-1-AP	Rabbit Poly	ELISA, IP, WB
STRN	21624-1-AP	Rabbit Poly	ELISA, IF, IP, WB
SUPT16H	20551-1-AP	Rabbit Poly	ELISA, IHC, IP, WB
SURVIVIN	14 10508-1-AP	Rabbit Poly	ELISA, IF, IHC, IP, WB
SURVIVIN-Specific	19119-1-AP	Rabbit Poly	ELISA, IF, IHC
SUV39H1	10574-1-AP	Rabbit Poly	ELISA, IP, WB
SUV39H2	11338-1-AP	Rabbit Poly	ELISA, WB
SYCE1	11063-1-AP	Rabbit Poly	ELISA, IF, IHC, IP, WB
SYCE1	17406-1-AP	Rabbit Poly	ELISA, IHC, WB
SYK	14858-1-AP	Rabbit Poly	ELISA, IHC
SYK	22206-1-AP	Rabbit Poly	ELISA, IHC, IP, WB
Syndecan-3	3 10886-1-AP	Rabbit Poly	ELISA, IF, IHC, IP, WB
Syntaxin 2	55033-1-AP	Rabbit Poly	ELISA, IF, WB
TACC1	13862-1-AP	Rabbit Poly	ELISA, IF, WB
TACC2	11407-1-AP	Rabbit Poly	ELISA, IF, IHC, WB
TAF1L	55170-1-AP	Rabbit Poly	ELISA, WB
TAF1-Specific	20260-1-AP	Rabbit Poly	ELISA, IHC, WB
TAL1	55317-1-AP	Rabbit Poly	ELISA, IP, WB
TARA	16124-1-AP	Rabbit Poly	ELISA, IF, WB
TAX1BP3	 11692-1-AP	Rabbit Poly	ELISA, IHC, WB
TAZ	2 23306-1-AP	Rabbit Poly	ELISA, IHC, IP, WB
TBCB	15782-1-AP	Rabbit Poly	ELISA, IF, IP, WB
TBRG1	13346-1-AP	Rabbit Poly	ELISA, WB
TBRG1	18951-1-AP	Rabbit Poly	ELISA, WB
TBX21,T-bet	3 13700-1-AP	Rabbit Poly	ELISA, IP, WB
TBX5	13178-1-AP	Rabbit Poly	ELISA, IF, WB

More validation images available on our website.




Antibody Name	Cat. No.	Type	Applications
TCF7L2	3 13838-1-AP	Rabbit Poly	ELISA, IP, WB
TCP11	14606-1-AP	Rabbit Poly	ELISA, WB
TDP-43	757 10782-2-AP	Rabbit Poly	ChIP, CoIP, ELISA, FC, IF, IHC, IP, RIP, WB
TDP-43	50 12892-1-AP	Rabbit Poly	ELISA, IF, IHC, IP, WB
TDP-43	18280-1-AP	Rabbit Poly	ELISA, FC, IF, IHC, IP, WB
TDP-43	36 60019-2-Ig	Mouse Mono	ELISA, FC, IF, IHC, IP, WB
TERF1	11899-1-AP	Rabbit Poly	ELISA, IHC, IP, WB
TESC	2 11125-1-AP	Rabbit Poly	ELISA, IHC, WB
TET2	5 21207-1-AP	Rabbit Poly	ELISA, IF, IHC, IP, WB
TEX14	18351-1-AP	Rabbit Poly	ELISA, IHC, IP, WB
TFAP2C	14572-1-AP	Rabbit Poly	ELISA, FC, IF, IHC, IP, WB
TFDP1	11043-1-AP	Rabbit Poly	ELISA, IHC
TFDP2	11500-1-AP	Rabbit Poly	ELISA, IP, WB
TGF-beta 1	25 18978-1-AP	Rabbit Poly	ELISA, IF, IHC, WB
TGFA	22308-1-AP	Rabbit Poly	ELISA, IF, IHC, WB
TGF-beta 2-Specific	3 19999-1-AP	Rabbit Poly	ELISA, IF, IHC, WB
TGF-beta 3	3 18942-1-AP	Rabbit Poly	ELISA, IHC, WB
TGFBI/BIGH3	29 10188-1-AP	Rabbit Poly	ELISA, FC, IF, IHC, IP, WB
TGFBI/BIGH3	4 60007-1-Ig	Mouse Mono	ELISA, IHC, IP, WB
THAP1	6 12584-1-AP	Rabbit Poly	ELISA, IHC, WB
THOC5	14862-1-AP	Rabbit Poly	ELISA, FC, IF, IHC, IP, WB
TID1	11088-1-AP	Rabbit Poly	ELISA, IHC, IP, WB
TIMELESS	14421-1-AP	Rabbit Poly	ELISA, IHC, IP, WB
TIMP-2	3 17353-1-AP	Rabbit Poly	ELISA, IF, IHC, WB
TIPIN	11972-2-AP	Rabbit Poly	ELISA, WB
TK1	15691-1-AP	Rabbit Poly	ELISA, IF, IHC, IP, WB
TLK1	13564-1-AP	Rabbit Poly	ELISA, IF, WB
TLK2	13979-1-AP	Rabbit Poly	ELISA, IF, WB
TMEM176B	19825-1-AP	Rabbit Poly	ELISA, IP, WB


Antibody Name	Cat. No.	Type	Applications
TNF alpha	12 60291-1-Ig	Mouse Mono	ELISA, IHC, WB
TNFAIP1	15320-1-AP	Rabbit Poly	ELISA, IF, IHC, WB
TNF-alpha	12 17590-1-AP	Rabbit Poly	ELISA, IHC, WB
TNFSF12	12537-1-AP	Rabbit Poly	ELISA
TNFSF13B	11862-1-AP	Rabbit Poly	ELISA, WB
TNKS	18030-1-AP	Rabbit Poly	ELISA, IF, IP, WB
TNS3	20053-1-AP	Rabbit Poly	ELISA, WB
TOB1	14915-1-AP	Rabbit Poly	ELISA, IF, IHC, IP, WB
TOP1	2 20705-1-AP	Rabbit Poly	ELISA, IHC, IP, WB
TOP2A	3 24641-1-AP	Rabbit Poly	ELISA, IF, IHC, IP, WB
TOP2A-Specific	5 20233-1-AP	Rabbit Poly	ELISA, IF, IHC, IP, WB
TP53	21891-1-AP	Rabbit Poly	ELISA, IF, IHC, IP, WB
TPX2	11741-1-AP	Rabbit Poly	ELISA, IF, IHC, IP, WB
TRAF3	18099-1-AP	Rabbit Poly	ELISA, FC, IP, WB
TRAF5	12868-1-AP	Rabbit Poly	ELISA, IHC, WB
TRAIP	10332-1-AP	Rabbit Poly	ELISA, IF, IHC, WB
TRAPPC2	12484-1-AP	Rabbit Poly	ELISA, IP, WB
TRAPPC9	2 16014-1-AP	Rabbit Poly	ELISA, IF, IHC, IP, WB
Trappc9, NIBP	20176-1-AP	Rabbit Poly	ELISA, WB
Trappc9, NIBP	20287-1-AP	Rabbit Poly	ELISA, WB
TRAPPC9, NIBP	66131-1-Ig	Mouse Mono	ELISA, IHC, WB
TRAPPC9/NIBP	19549-1-AP	Rabbit Poly	ELISA, IHC, WB
Trefoil Factor 1	2 13734-1-AP	Rabbit Poly	ELISA, IF, IHC, WB
TREX1	24876-1-AP	Rabbit Poly	ELISA, IP, WB
TRIM24	8 14208-1-AP	Rabbit Poly	ELISA, IF, IHC, IP, WB
TRIM27	2 12205-1-AP	Rabbit Poly	ELISA, IF, IHC, IP, WB
TRIM54	21074-1-AP	Rabbit Poly	ELISA, IF, IHC, WB
TrkB	13129-1-AP	Rabbit Poly	ELISA, IHC, IP, WB
TrkC	11999-1-AP	Rabbit Poly	ELISA, WB
TrpRS	16081-1-AP	Rabbit Poly	ELISA, FC, IF, IHC, IP, WB

00 This number shows the amount of times our antibody has been cited in a publication.

TRX
→ VRK3

More validation images available on our website. 

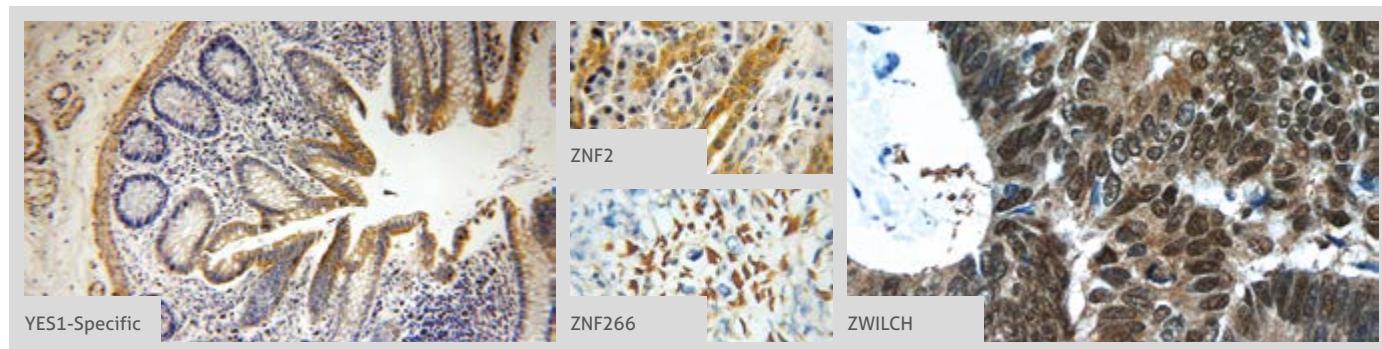


Antibody Name	Cat. No.	Type	Applications
TRX  6	14999-1-AP	Rabbit Poly	CoIP, ELISA, FC, IF, IHC, IP, WB
TSC2	24601-1-AP	Rabbit Poly	ELISA, IF, IHC, WB
TSG101 9	14497-1-AP	Rabbit Poly	ELISA, FC, IF, IHC, IP, WB
TSNAX	11040-1-AP	Rabbit Poly	ELISA, IF, IHC
TSPAN3	10447-1-AP	Rabbit Poly	ELISA
Tuberin-Specific	20004-1-AP	Rabbit Poly	ELISA, IF, IHC, WB
TUSC2 	11538-1-AP	Rabbit Poly	ELISA, IF, IHC, WB
Twinkle 	13435-1-AP	Rabbit Poly	ELISA, IHC, WB
Twinkle	18793-1-AP	Rabbit Poly	ELISA, IHC, WB
TWIST1 9	18125-1-AP	Rabbit Poly	ELISA, WB
TWIST1	25465-1-AP	Rabbit Poly	ELISA, IP, WB
TWIST2	11752-1-AP	Rabbit Poly	ELISA, WB
TXNDC3	13586-1-AP	Rabbit Poly	ELISA, IP, WB
TXNL4B	12927-1-AP	Rabbit Poly	ELISA, WB
TXNRD1 6	11117-1-AP	Rabbit Poly	ELISA, FC, IF, IHC, IP, WB
TXNRD3	19517-1-AP	Rabbit Poly	ELISA, IHC, WB
TYMS 3	15047-1-AP	Rabbit Poly	ELISA, IF, IHC, IP, WB
UBC9	10070-1-AP	Rabbit Poly	ELISA, IHC, WB
UBC9	10224-1-AP	Rabbit Poly	ELISA, IHC, WB
UBC9	51018-2-AP	Rabbit Poly	ELISA, IHC, IP, WB
UBC9	60201-1-Ig	Mouse Mono	ELISA, IHC, WB
UBC9-Specific	14837-1-AP	Rabbit Poly	ELISA, FC, IF, IHC, WB
UBE2A	11080-1-AP	Rabbit Poly	ELISA, IHC, WB
UBE2B 2	10733-1-AP	Rabbit Poly	ELISA, IF, IHC, WB
UBE2C	12134-2-AP	Rabbit Poly	ELISA, IHC, IP, WB
UBE2C	66087-1-Ig	Mouse Mono	ELISA, IF, IHC, WB
UBE2G1	12012-1-AP	Rabbit Poly	ELISA, IF, WB
UBE2G2	10722-1-AP	Rabbit Poly	ELISA, IHC, WB
UBE2S	14115-1-AP	Rabbit Poly	ELISA, FC, IHC, IP, WB
UBE2S	18219-1-AP	Rabbit Poly	ELISA, WB

Antibody Name	Cat. No.	Type	Applications
UCHL1/PGP9.5 3	14730-1-AP	Rabbit Poly	ELISA, IF, IHC, IP, WB
UHRF1	21402-1-AP	Rabbit Poly	ELISA, IF, IP, WB
UNC45A	15479-1-AP	Rabbit Poly	ELISA, IF, IHC, IP, WB
UNC45A	19564-1-AP	Rabbit Poly	ELISA, IHC, IP, WB
UNC45B	21640-1-AP	Rabbit Poly	ELISA, WB
UPF1	23379-1-AP	Rabbit Poly	ELISA, IF, IHC, IP, WB
URG4	11998-1-AP	Rabbit Poly	ELISA, IF, IHC, IP, WB
Uromodulin 	11911-1-AP	Rabbit Poly	ELISA, IHC, IP, WB
USP16	14055-1-AP	Rabbit Poly	ELISA, IHC, IP, WB
USP37 2	18465-1-AP	Rabbit Poly	ELISA, IP, WB
USP39 3	23865-1-AP	Rabbit Poly	ELISA, IF, IP, WB
USP44	15521-1-AP	Rabbit Poly	ELISA, WB
USP9X	55054-1-AP	Rabbit Poly	ELISA, IF, IHC, IP, WB
VAMP5	11822-1-AP	Rabbit Poly	ELISA, IHC, WB
VAMP8	15546-1-AP	Rabbit Poly	ELISA, WB
VANGL2 	21492-1-AP	Rabbit Poly	ELISA, IF, IHC, IP, WB
VASH1	12730-1-AP	Rabbit Poly	ELISA, WB
VDR	60116-2-Ig	Mouse Mono	ELISA, WB
VEGF 52	19003-1-AP	Rabbit Poly	ELISA, IF, IHC, IP, WB
VEGFC	22601-1-AP	Rabbit Poly	ELISA, IF, IHC, WB
VEGFR-1/FLT-1 3	13687-1-AP	Rabbit Poly	ELISA, FC, IF, IP, WB
VEGFR3	20712-1-AP	Rabbit Poly	ELISA, WB
VHL	16538-1-AP	Rabbit Poly	ELISA, IF, IHC
Vimentin 65	10366-1-AP	Rabbit Poly	ELISA, FC, IF, IHC, WB
Vimentin	22031-1-AP	Rabbit Poly	ELISA, WB
VPS24 	15472-1-AP	Rabbit Poly	ELISA, IF, IHC, IP, WB
VPS34 2	12452-1-AP	Rabbit Poly	ELISA, IF, IHC, WB
VPS34	13723-1-AP	Rabbit Poly	ELISA, IHC, WB
VPS4B	17673-1-AP	Rabbit Poly	ELISA, IF, IP, WB
VRK2	12946-1-AP	Rabbit Poly	ELISA, IP, WB
VRK3	15608-1-AP	Rabbit Poly	ELISA, WB

00 This number shows the amount of times our antibody has been cited in a publication.

More validation images available on our website.



Antibody Name	Cat. No.	Type	Applications
VTI1B	14495-1-AP	Rabbit Poly	ELISA, IHC, IP, WB
WAPL; WAPAL	2 16370-1-AP	Rabbit Poly	ELISA, WB
WASL	14306-1-AP	Rabbit Poly	ELISA, IF, IHC, WB
WDR5	15544-1-AP	Rabbit Poly	ELISA, IF, IHC, WB
WDR6	20508-1-AP	Rabbit Poly	ELISA, IF, WB
WNT3A	21414-1-AP	Rabbit Poly	ELISA, IHC
WNT7A	2 10605-1-AP	Rabbit Poly	ELISA, FC, IF, IHC, IP, WB
WRN	25269-1-AP	Rabbit Poly	ELISA, WB
WRNIP1	16238-1-AP	Rabbit Poly	ELISA, WB
WT1	12609-1-AP	Rabbit Poly	ELISA, IP, WB
WTAP	10200-1-AP	Rabbit Poly	ELISA, IF, IP, WB
WTAP	3 60188-1-Ig	Mouse Mono	ELISA, IF, IHC, WB (siRNA), WB
XRCC4	2 15817-1-AP	Rabbit Poly	ELISA, IHC, IP, WB
XRCC5/Ku80	2 16389-1-AP	Rabbit Poly	ELISA, IF, IHC, IP, WB
YBX1	20339-1-AP	Rabbit Poly	ELISA, IF, IHC, IP, WB
YES1-Specific	2 20243-1-AP	Rabbit Poly	ELISA, IHC, IP, WB
ZAK	14945-1-AP	Rabbit Poly	ELISA, IF, IHC, WB
ZAP70	15592-1-AP	Rabbit Poly	ELISA, IF, IHC, IP, WB
ZAP70	22207-1-AP	Rabbit Poly	ELISA, FC, IF, IHC, IP, WB
ZAP70	60200-1-Ig	Mouse Mono	ELISA, IHC, WB
ZC3H12A	25009-1-AP	Rabbit Poly	ELISA, IHC, IP, WB
ZC3HC1	13148-1-AP	Rabbit Poly	ELISA, WB
ZEB1	7 21544-1-AP	Rabbit Poly	ELISA, IHC, IP, WB
ZFP36L2	19005-1-AP	Rabbit Poly	ELISA, WB
Zinc-alpha-2-glycoprotein	4 13399-1-AP	Rabbit Poly	ELISA, IF, IHC, WB
ZKSCAN3	20800-1-AP	Rabbit Poly	ELISA, IF, WB
ZNF146	20385-1-AP	Rabbit Poly	ELISA, IHC, WB
ZNF195	24861-1-AP	Rabbit Poly	ELISA, WB
ZNF2	2 11282-1-AP	Rabbit Poly	ELISA, IHC, WB
ZNF23	21322-1-AP	Rabbit Poly	ELISA, IF, IP, WB

Antibody Name	Cat. No.	Type	Applications
ZNF238	12714-1-AP	Rabbit Poly	ELISA, IHC, IP, WB
ZNF259	15558-1-AP	Rabbit Poly	ELISA, IF, IHC, WB
ZNF266	2 11374-1-AP	Rabbit Poly	ELISA, IHC, WB
ZNF271	23799-1-AP	Rabbit Poly	ELISA, WB
ZNF3	16950-1-AP	Rabbit Poly	ELISA, WB
ZNF311	23243-1-AP	Rabbit Poly	ELISA, IHC, WB
ZNF34	20477-1-AP	Rabbit Poly	ELISA, IHC, WB
ZNF541	21873-1-AP	Rabbit Poly	ELISA, WB
ZNF611	17249-1-AP	Rabbit Poly	ELISA, WB
ZNF671	21329-1-AP	Rabbit Poly	ELISA, WB
ZNF699	21562-1-AP	Rabbit Poly	ELISA, WB
ZNF839	20539-1-AP	Rabbit Poly	ELISA, IF, IHC, WB
ZW10	24561-1-AP	Rabbit Poly	ELISA, IF, IP, WB
ZWILCH	2 14281-1-AP	Rabbit Poly	ELISA, IHC, WB
ZWINT	12282-2-AP	Rabbit Poly	ELISA, IF, WB

00 This number shows the amount of times our antibody has been cited in a publication.

CONTACT US

Proteintech Group *US Head Office*

PHONE	1 (888) 4PTGLAB (1-888-478-4522) (toll free in USA), or 1(312) 455-8498 (outside USA)
FAX	1 (312) 455-8408
ADDRESS	Proteintech Group, Inc. 5400 Pearl Street, Suite 300, Rosemont, IL 60018, USA
EMAIL	proteintech@ptglab.com

Proteintech Europe *United Kingdom*

PHONE	+44 (161) 8393007
FAX	+44 (161) 2413103
ADDRESS	Proteintech Europe, Ltd. 4th Floor, 196 Deansgate, Manchester, M3 3WF
EMAIL	europe@ptglab.com

Proteintech Europe *Germany*

EMAIL	germany@ptglab.com Sales and technical support only.
--------------	---

Proteintech *China Office*

PHONE	027-87531629 or 4006-900-926
FAX	027-87531627
ADDRESS	Wuhan Sanying Biotechnologies D3-3, No.666 Gaoxin Avenue, Wuhan East Lake Hi-tech Development Zone Wuhan, Hubei, P.R.C
EMAIL	service@ptglab.com

Support

Available 24 hours via Live Chat and 9-5 (CDT) via phone.

Email support also available.

LIVE CHAT
www.ptglab.com

TWITTER
[@proteintech](https://twitter.com/proteintech)

BLOG
www.ptglab.com/news/blog

YOUTUBE
www.youtube.com/Proteintech



We are ISO 9001 and
ISO 13485 accredited.

